

Low Voltage Recess Lighting

Catalog Number

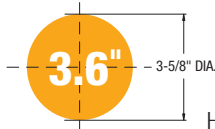
2085 White

2086 Bronze

2087 Natural Copper

• Ceiling Cut-out

3 5/8" dia



• Adjustability

45° Adjustability

358° rotation of center swivel trim

• Lamp

Maximum 35W, 50W or 75W 12V MR16 bi-pin
(lamp not included)

• Construction

Die Cast A380 Aluminum Trim
Spring Steel mounting clips

• Listings

UL 1598 listed

© Design copyright



• Housings



3.6 New Construction Housing

DX Integral Magnetic Transformer
120V/11.6V, 35W-50W max. MR16 bi-pin

DX277 Integral Magnetic Transformer
277V/11.6V, max. 50W MR16 bi-pin

DX75 Integral Magnetic Transformer
120V/11.6V, max. 75W MR16 bi-pin



3.6 Remodel Housing

DXR Integral Magnetic Transformer
120V/11.6V, max. 50W MR16 bi-pin

DXR277 Integral Magnetic Transformer
277V/11.6V, max. 50W MR16 bi-pin

DXR35 Integral Magnetic Transformer
120V/11.6V, max. 35W MR16 bi-pin



3.6 Insulated Ceiling Housing

DXIC Integral Electronic Transformer
120V/11.6V, max. 50W MR16 bi-pin

DXIC-AT Air Tight Integral Electronic
Transformer
120V/11.6V, max. 50W MR16 bi-pin

DXICM Integral Magnetic Transformer
120V/11.6V, max. 50W MR16 bi-pin

DXICM-AT Air Tight Integral Magnetic
Transformer
120V/11.6V, max. 50W MR16 bi-pin



3.6 Remote Transformer Housing

TCJ Tall Can w/J-Box & Thermal Protector
120V/11.6V, max. 50W MR16 bi-pin

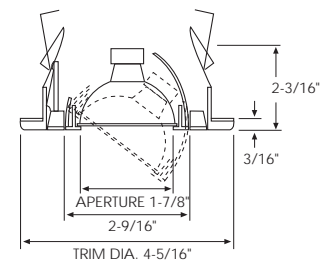
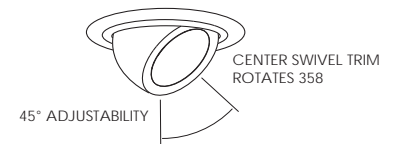
SCJ Short Can w/J-Box & Thermal Protector
120V/11.6V, max. 35W MR16 bi-pin

TC Tall Can
120V/11.6V, max. 50W MR16 bi-pin

SC Short Can
120V/11.6V, max. 35W MR16 bi-pin



Round Adjustable Wallwash



Trim

- 2085 White
 2086 Bronze
 2087 Natural Copper

Housings

- | | |
|---------------------------------|-----------------------------------|
| <input type="checkbox"/> DX | <input type="checkbox"/> DXIC-AT |
| <input type="checkbox"/> DX277 | <input type="checkbox"/> DXICM |
| <input type="checkbox"/> DX75 | <input type="checkbox"/> DXICM-AT |
| <input type="checkbox"/> DXR | <input type="checkbox"/> TCJ |
| <input type="checkbox"/> DXR277 | <input type="checkbox"/> SCJ |
| <input type="checkbox"/> DXR35 | <input type="checkbox"/> TC |
| <input type="checkbox"/> DXIC | <input type="checkbox"/> SC |

MR Optical Accessories

- | | |
|-------------------------------|-------------------------------|
| <input type="checkbox"/> 0-14 | <input type="checkbox"/> 0-31 |
| <input type="checkbox"/> 0-15 | <input type="checkbox"/> 0-34 |
| <input type="checkbox"/> 0-16 | |
| <input type="checkbox"/> 0-17 | |
| <input type="checkbox"/> 0-18 | |
| <input type="checkbox"/> 0-13 | |
| <input type="checkbox"/> 0-30 | |

Lamp