

COLORBODY™ PORCELAIN

FOREST PARK™



 **daltile**®
DESIGN WITH CONFIDENCE™

FOREST PARK™

COLORBODY™ PORCELAIN



floor • wall • countertop

*Enjoy the Beautiful Look
of Hardwood with the
Strength of Tile.*

Make a statement with the Forest Park collection from Daltile. This line exemplifies the splendor and style of hardwood. As opposed to natural wood, it can withstand high moisture and high traffic. From velvety and delicate to robust and dark, choose from six striking colors to transform your space.

Stunning Wood Visual

- Exemplifies the natural beauty and sophistication of hardwood, with the durability of tile.

Contemporary Plank Sizes

- Available in two plank size options for your space.

Durable Design

- Perfect for high-traffic and high moisture areas.

Rich Wood Color Tones

- Contemporary white and grey colors offer a fresh feel, while lighter neutral options are perfect for any space.
- Dark wooden tones offered are sure to create a stunning impact.

FOREST PARK™

COLORBODY™ PORCELAIN

Field Tile


floor • wall • countertop



WHITE OAK FP94



SUMMERTREE FP95



SUGARMAPLE FP96

FOREST PARK™




COLORBODY™ PORCELAIN



TIMBERLAND FP97















WILLOWGROVE FP98



BLACKWOOD FP99

CREATIVE IDEAS

<i>Color</i>			
	WHITE OAK	SUMMERTREE	SUGARMAPLE
<i>Accent</i>			
	VERANDA SOLIDS DECO C P512 3 x 20 Border	SALERNO UNIVERSAL SL87 3 x 12 Floor/Wall Accent	SANDALO ZIRCON BLEND SW98 3 x 12 Floor/Wall Border
<i>Color</i>			
	TIMBERLAND	WILLOWGROVE	BLACKWOOD
<i>Accent</i>			
	FASHION ACCENTS BURNISHED HONED LIGHT FA09 2 x 12 Decorative Accent	AYERS ROCK MAJESTIC MOUND AY04 3 x 13 Decorative Accent	URBAN METALS GUNMETAL UM03 2 x 12 Floor/Wall Spiral Border

Pattern Ideas



BRICKJOINT



CORRIDOR HORIZONTAL



HERRINGBONE

FOREST PARK™

COLORBODY™ PORCELAIN

SIZES

		SQ.FT. CARTON	PCS. PER CARTON
9 x 36 Field Tile	(8 3/4" x 35 1/4") (8.74 cm x 35.24 cm)	13.08	6
6 x 36 Field Tile	(5 3/4" x 35 1/4") (5.79 cm x 35.24 cm)	13.05	9

RESIDENTIAL USAGE

FLOORS	WALLS	COUNTERTOPS	EXTERIOR PATIOS	EXTERIOR POOL DECKS
F	W	C	EP	ED

Suitable for exterior applications in freezing and non-freezing climates when proper installation methods are followed.

COMMERCIAL USAGE

	INTERIOR			EXTERIOR	
	RESIDENTIAL	LIGHT COMMERCIAL	COMMERCIAL	RESIDENTIAL	COMMERCIAL
Floors/Patios	✓	✓	✓	✓	✓
Walls/Backsplashes	✓	✓	✓	✓	✓
Countertops	✓	✓	✓	✓	✓
Pool Decking					
Pool Linings	✓	✓	✓	✓	✓

Suitable for exterior walls in freezing and non-freezing climates when proper installation methods are followed.

NOTES




Special care should be taken when grouting with dark pigmented colors. A grout release is recommended to prevent finely powdered pigments from lodging in the pores of the surface. Use of a latex modified thin-set is recommended for installation.

Since there is shade variation in all fired ceramic products, the tile and trim supplied for your particular installation may not match these samples. Final selection should be made from actual tiles and trim and not from tile and trim samples or color reproductions. Manufactured in accordance with ANSI A137.1 standards.

Water, oil, grease, etc. create slippery conditions. Floor applications with exposure to these conditions require extra caution in product selection. Not for use on ramps.

For additional information, refer to "Factors to Consider" at <http://daltile.com/factors-to-consider.cfm>.

TRIM

TYPE	NUMBER	SIZE	PCS. PER CARTON
 Bullnose	S-43H9	3 x 18	
 Cove Base*	S-36C9T	6 x 12	20
 Cove Corner*	SC-36C9T	1 x 6	10

* Cove Base trim is intended to coordinate with floor field tile in the standard 90-degree installation position.

SHADE VARIATION



INSTALLATION

THICKNESS	GROUT JOINT RECOMMENDATION
3/8"	1/8"

DYNAMIC C.O.F. (WET) : 2

The higher the rating, the higher the slip resistance.

1 < 0.42

2 ≥ 0.42

STATIC C.O.F. (WET) : 2

1 0.50 - 0.59

2 ≥ 0.60

TEST RESULTS

	ASTM#	RESULT
Water Absorption	C373	< 0.05%
Breaking Strength	C648	8
Scratch Hardness	MOHS	> 450 lbs.
Chemical Resistance	C650	Resistant
Dynamic C.O.F.	A137.1	Wet: ≥ 0.42
Static C.O.F.	C1028	Wet: ≥ 0.60 Dry: ≥ 0.70

Dynamic C.O.F. (Wet) value as measured by the DCOF AcuTestSM helps to assess a product's suitability for a commercial environment. For more information, visit our website at www.daltile.com/DCOF.

FOREST PARK™

COLORBODY™ PORCELAIN



floor • wall • countertop



daltile
greenworks™
ENVIRONMENTAL LEADERSHIP THAT WORKS

By their very design, Daltile products can help make it easier for you to earn LEED™ points and/or points towards many industry leading green home building programs. From using recycled material content to establishing manufacturing facilities within 500 miles of your project, we help ensure you don't have to compromise your design to be environmentally conscious. For detailed information, visit daltilegreenworks.com.



REVEAL
IMAGING™



TRU-EDGE



EXTERIOR
PRODUCT



7834 C. F. Hawn Freeway | Dallas, TX 75217 | 214.398.1411 | 800.933.TILE
For more information about Daltile products and services, visit our website at daltile.com