

COLORBODY™ PORCELAIN
INVOLVE™



 **daltile**[®]
DESIGN WITH CONFIDENCE™

INVOKE™

COLORBODY™ PORCELAIN



floor • wall • countertop

Durable Porcelain with a Modern Concrete Look

The look of cool cement can modernize almost any space. Invoke by Daltile gives an concrete feel with gorgeous porcelain tile. Available in large sizes for robust spaces and industrial colors to complement your palette, this collection is meant to invoke a modern mood. Perfect for high-traffic areas not wanting to sacrifice style, Invoke is durable, sleek and exudes ultra-modern appeal.



Robust Sizes

- Available in five large format sizes.

Concrete Graphic

- Create the sleek, modern look of stained concrete.

Undulated Surface

- Accentuates the unique concrete visual with stylized surface effect.
- Subtle surface shimmer adds dimension, showcasing highlights and lowlights in the tile.

Modern Color Palette

- With cool undertones and a subtle shimmer these earthy colors can modernize any space.

INVOKE™

COLORBODY™ PORCELAIN

Field Tile

floor • wall • countertop



SHEER GLOW ID01



MYSTIC WAY ID02



COPPER HAZE ID03




EVENING VEIL ID04

CREATIVE IDEAS

<i>Color</i>				
	SHEER GLOW	MYSTIC WAY	COPPER HAZE	EVENING VEIL
<i>Accent</i>				
	LEVARO UNIVERSAL LV99 3 x 13 Floor Decorative Border	URBAN METALS GUNMETAL UM03 3 x 12 Spiral Floor/Wall Border	METAL SIGNATURES AGED BRONZE MSI I 3 x 12 Jardin Floor/Wall Border	IDENTITY TWILIGHT BLACK MY26 1 x 3 Floor/Wall Mosaic

Backsplash Design Idea




Backsplash features Sheer Glow 6 x 24 field tile with Color Wave in Downtown Oasis 2 x 2 mosaic and Suede Shoes 2 x 12 liner.


Pattern Ideas



STAGGERED BRICKWORK



HERRINGBONE



LINEAR STACK

SIZES

		SQ.FT. CARTON	PCS. PER CARTON
18 x 36 Field Tile	(17-1/2" x 35-1/8") (44.50 cm x 89.32)	17.40	4
24 x 24 Field Tile	(23-7/16" x 23-7/16") (59.44 cm x 59.44 cm)	15.28	4
18 x 18 Field Tile	(17-1/2" x 17-1/2") (44.50 cm x 44.50 cm)	17.36	8
12 x 24 Field Tile	(11-5/8" x 23-7/16") (29.56 cm x 59.44 cm)	15.28	8
6 x 24 Field Tile	(5-3/4" x 23-7/16") (14.62cm x 59.44cm)	10.67	11

RESIDENTIAL USAGE

FLOORS	WALLS	COUNTERTOPS	EXTERIOR PATIOS	EXTERIOR POOL DECKS
F	W	C	EP	ED

Suitable for exterior applications in freezing and non-freezing climates when proper installation methods are followed.

COMMERCIAL USAGE

	INTERIOR			EXTERIOR	
	RESIDENTIAL	LIGHT COMMERCIAL	COMMERCIAL	RESIDENTIAL	COMMERCIAL
Floors/Patios	✓	✓	✓	✓	✓
Walls/Backsplashes	✓	✓	✓	✓	✓
Countertops	✓	✓	✓	✓	✓
Pool Decking					
Pool Linings	✓	✓	✓	✓	✓

Suitable for exterior applications in freezing and non-freezing climates when proper installation methods are followed.

Cove base and corner are clay body ceramic and recommended for exterior applications in non-freezing climates only.

NOTES

Special care should be taken when grouting with dark pigmented colors. A grout release is recommended to prevent finely powdered pigments from lodging in the pores of the surface. Use of a latex modified thin-set is recommended for installation.

Special consideration needs to be given when installing tiles 20" and larger. Please refer to www.daltile.com/LargeTiles for more information.




Since there is shade variation in all natural products, the tile and trim supplied for your particular installation may not match these samples. Final selection should be made from actual tiles and trim and not from tile and trim samples or color reproductions. Manufactured in accordance with ANSI A137.1 standards.

To achieve the maximum intended results, tile should be pulled from multiple cartons and placement decided upon prior to installation.

Water, oil, grease, etc. create slippery conditions. Floor applications with exposure to these conditions require extra caution in product selection. Not for use on ramps.

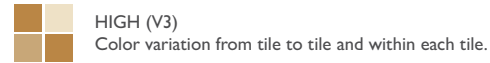
For additional information, refer to "Factors to Consider" at <http://daltile.com/factors-to-consider.cfm>.

TRIM

TYPE	NUMBER	SIZE	PCS. PER CARTON
 Bullnose*	S-44H9	4 x 18	10
 Cove Base*	S-36C9	6 x 12	20
 Cove Base Corner*	S-36C9	1 x 6	10

* Cove Base and Bullnose trim are intended to coordinate with floor field tile in the standard 90-degree installation position.

SHADE VARIATION



INSTALLATION

THICKNESS	GROUT JOINT RECOMMENDATION
3/8" Field Tile	1/8" (3/16" when rectangular sizes are used in a staggered brick-joint pattern, overlap must not exceed 33%)
5/16" Cove Base & Corner	

DYNAMIC C.O.F. (WET) : 2

The higher the rating, the higher the slip resistance.

1 < 0.42

2 ≥ 0.42

DURABILITY : 4

Floor wear resistance

1 Residential Bathrooms

2 All Residential Areas

3 All Residential / Light Commercial

4 All Residential / Commercial

STATIC C.O.F. (WET) : 2

1 0.50 - 0.59

2 ≥ 0.60

TEST RESULTS

	ASTM#	RESULT
Water Absorption	C373	< 0.5%
Breaking Strength	C648	> 275 lbs.
Scratch Hardness	MOHS	8
Chemical Resistance	C650	Resistant
Dynamic C.O.F.	A137.1	Wet: ≥ 0.42
Static C.O.F.	C1028	Wet: ≥ 0.60 Dry: ≥ 0.70

Dynamic C.O.F. (Wet) value as measured by the DCOF AcuTestSM helps to assess a product's suitability for a commercial environment. For more information, visit our website at www.daltile.com/DCOF.

INVOKE™

COLORBODY™ PORCELAIN



floor • wall • countertop



daltile
greenworks™
ENVIRONMENTAL LEADERSHIP THAT WORKS

By their very design, Daltile products can help make it easier for you to earn LEED™ points and/or points towards many industry leading green home building programs. From using recycled material content to establishing manufacturing facilities within 500 miles of your project, we help ensure you don't have to compromise your design to be environmentally conscious. For detailed information, visit daltilegreenworks.com.



PRE-CONSUMER
RECYCLED MATERIALS



TRU-EDGE



EXTERIOR
PRODUCT



7834 C. F. Hawn Freeway | Dallas, TX 75217 | 214.398.1411 | 800.933.TILE
For more information about Daltile products and services, visit our website at daltile.com