

Submitted Model No.: \_\_\_\_\_

Specific Features: \_\_\_\_\_



# PERSONAL HAND HELD SHOWERS

- 69" (1753 mm) Plastic Hose
- Certified Dual Check Valves
- 24" Wall Bar, Wall Mount or Shower Arm Mount

## STANDARD SPECIFICATIONS:

- ABS hand held shower with one or three spray patterns – not a positive shut-off.
- 69" (1753 mm) flexible plastic hose.
- Certified dual check valves for backflow protection.
- 24" (610 mm) wall bar with adjustable slide (allows for adjustable shower height) - 54713, 55710, 56713 and 57713 only. Not to be used as a Grab Bar. Not ADA compliant.
- Wall mount bracket - 54510, 54513, 56510, 56513 and 57513 only.
- Shower Mount Bracket - 56613 and 54613.
- 2.5 gpm @ 80 psi (9.5 L/min @ 552 kPa)

## WARRANTY

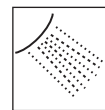
- Lifetime Faucet and Finish Limited Warranty to the original consumer purchaser to be free from defects in material and workmanship.
- 5 Year Limited Warranty for usage in all industrial, commercial and business applications.



## COMPLIES WITH:

- ASME A112.18.1/CSA B125.1 ♦

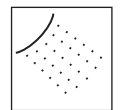
## Spray Patterns



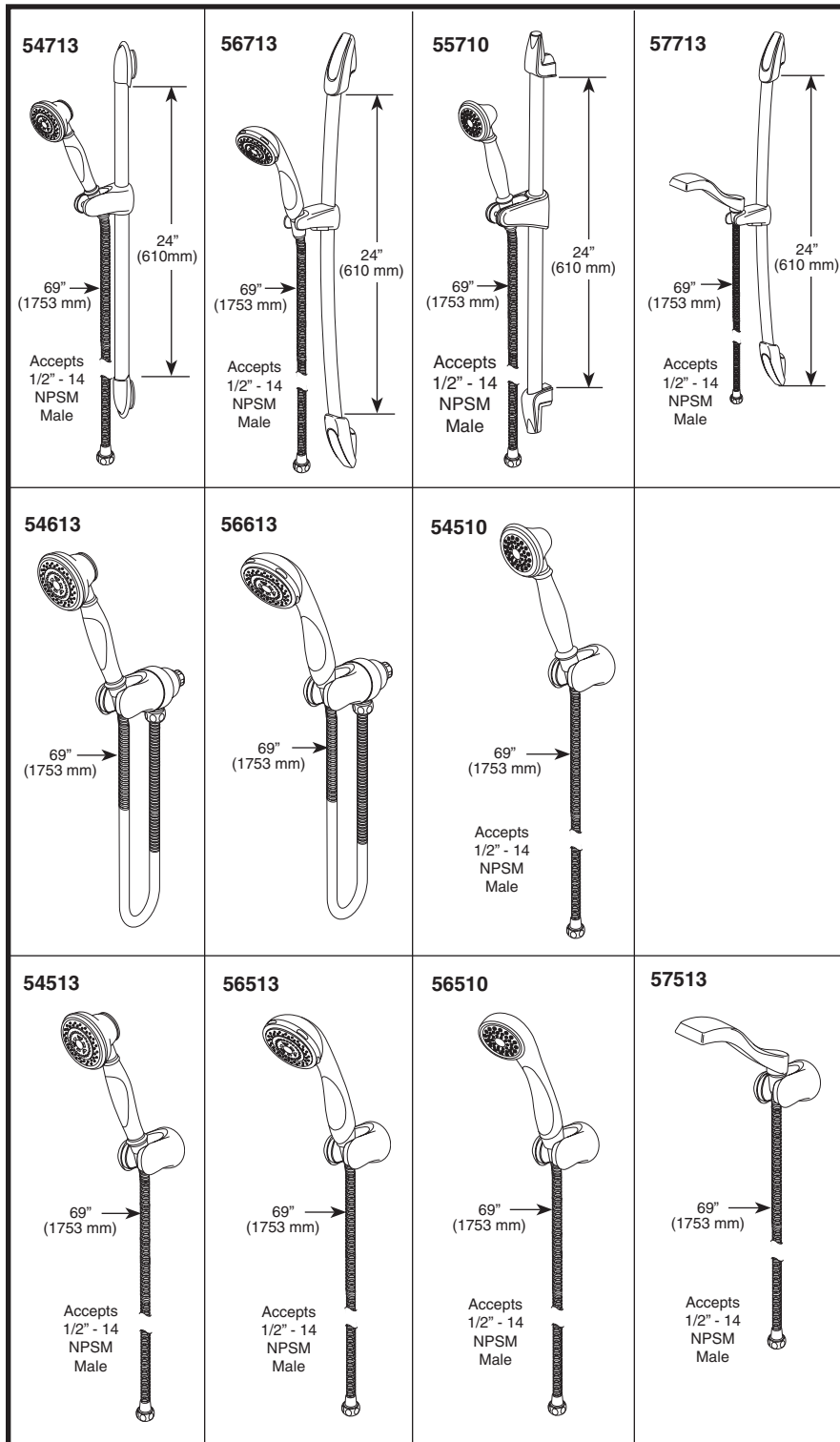
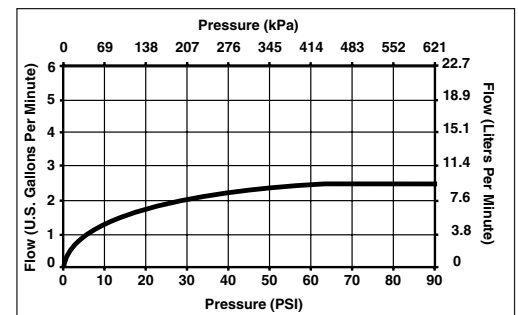
Massage Spray



Full Spray



Aerated Soft Spray



◆ Your Delta Faucet hand shower incorporates a backflow protection system that has been tested to be in compliance with ASME A112.18.3 and ASME A112.18.1/CSA B125.1. It incorporates two certified check valves in series, which operate independently and are integral, non-serviceable parts of the wand assembly.



55 E. 111th Street, Indianapolis, Indiana 46280  
 395 Matheson Blvd. E., Mississauga, ON L4Z 2H2  
 © 2008 Masco Corporation of Indiana

Delta reserves the right (1) to make changes in specifications and materials, and (2) to change or discontinue models, both without notice or obligation. Dimensions are for reference only. See current full-line price book or www.specselect.com for finish options and product availability.

DSP-B-56510 Rev. B