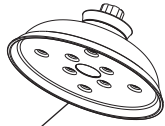


# Classic Tub/Shower Trim Garniture pour Bain/Douche Classic

Adorno Classic para Bañera/Ducha

Tub/Shower

Models/Modelos/Modèles T17030, T17230, T17230-H2O, T17430 & T17430-H2O Series/Series/Seria



**RP70173▲**  
Showerhead  
Cabeza de Rogadora  
Pomme de Douche



**RP43381▲**  
Showerhead  
Cabeza de Rogadora  
Pomme de Douche



**RP6023▲**  
Shower Arm  
Brazo de la Rogadora  
Tuyau de Pomme de Douche



**RP6025▲†**  
Shower Flange  
Pestaña de la Rogadora  
Collerette

† Designates the accent color on split finish models.  
† Designa el color para acentuar los modelos con acabados divididos.  
† Désigne la couleur contrastante sur les modèles à deux finis.

**RP28795▲**  
Escutcheon  
Roseta  
Rosace avec Orifice

**RP196▲**  
Trim Screws/Atornillos de  
Franja/Vis de Finition  
**RP12630▲**  
For Longer Screws  
Para Tornillos Más Grandes  
Pour Vis Plus Longues

**★ RP46463**  
Cartridge Assembly  
Cartucho  
Cartouche

**RP23336**  
O-Ring  
Anillo "O"  
Joint Torique

**RP73643▲**  
Handle Assembly  
Ensamble de la Manija  
Poignée

**RP32105**  
Screw/Tornillo/Vis  
**NOTE:** Do NOT  
overtighten screw.  
**NOTA:** NO apriete  
demasiado el  
tornillo.  
**NOTE :** NE serrez  
PAS trop la vis.

**RP50880▲†**  
Trim Sleeve  
Manga de Franja  
Manchon de Finition

**RP32102**  
Rotational Limit Stop  
Tope para Limitar  
Butée Rotative

**RP73642▲**  
Temperature Knob and Cover  
Perilla de la Temperatura y Cubierta  
Poignée de Réglage de Température

**RP5833▲ (Metal/Metálico/Métal)**  
Tub Spout/Non Diverter  
Tubo de Salida para Bañera/  
Sin Desviador  
Bec/Sans Dérivation

**RP17453**  
**RP17454▲ (Metal/Metálico/Métal)**  
Tub Spout/Pull-Down Diverter  
Tubo de Salida para Bañera/  
Desviador de Halar  
Bec/Avec Dérivation sur Embout

▲Specify finish / Especificque el Acabado / Précisez le fini

T17030, T17130, T17230, T17230-H2O, T17430, T17430-H2O

51975 Rev. K 8-21-12

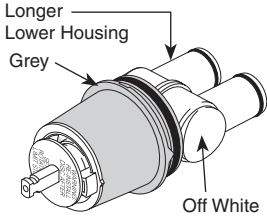
\*Refer to page 2 for more information. / Consulte con la página 2 para más información. / Pour obtenir de plus amples renseignements, reportez-vous à la page 2.

Tub/showers

# Cartridge Summary Reference Sheet

**Units shipped in March 2006 and after.**

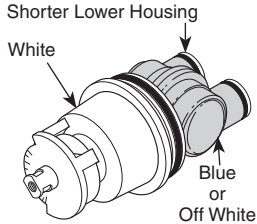
## MultiChoice® 13/14



**Order RP46074 to Replace Cartridge.**

**Units shipped before March 2006.**

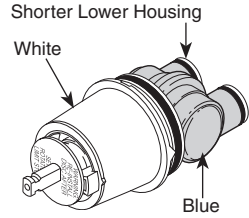
## Old Monitor® 1300/1400



**Order RP19804 to Replace Cartridge.**

**Replacement cartridges shipped in July 2006 and after.**

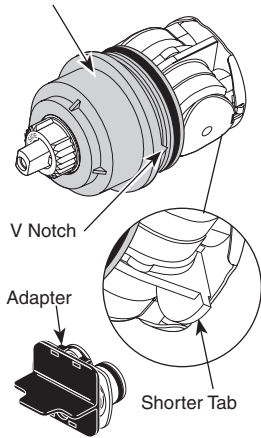
## New Monitor® 1300/1400



**Order RP19804 to Replace Cartridge.**

**17**

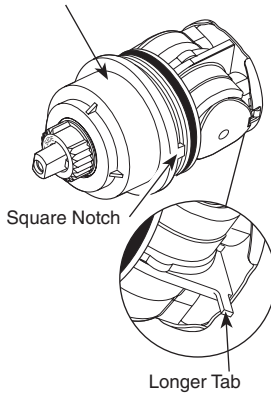
Grey Upper Cap



**Order RP46463 to Replace Cartridge.**

**1700**

White Upper Cap

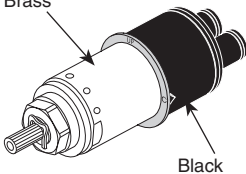


**Order RP32104 to Replace Cartridge.**

**NA**

**17T**

Brass



**Order RP47201 to Replace Cartridge.**

**NA**  
Will Not Fit

**NA**