

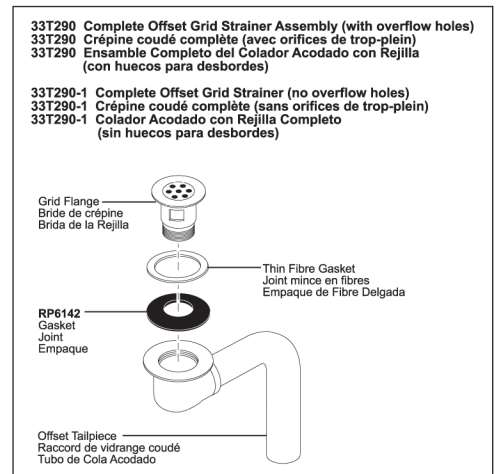
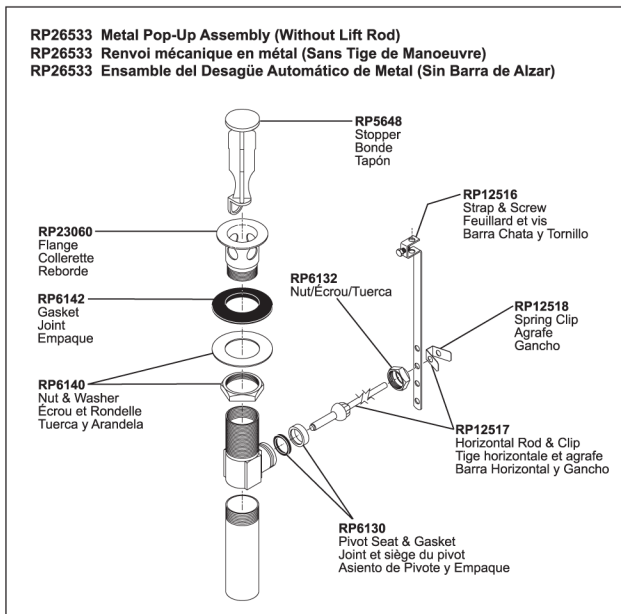
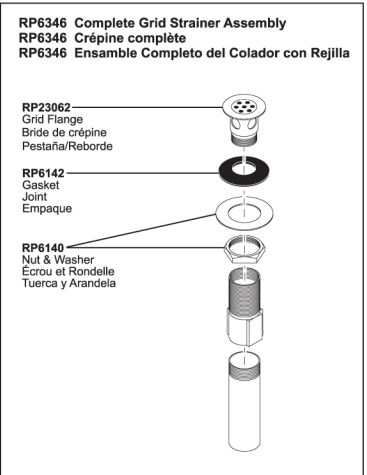
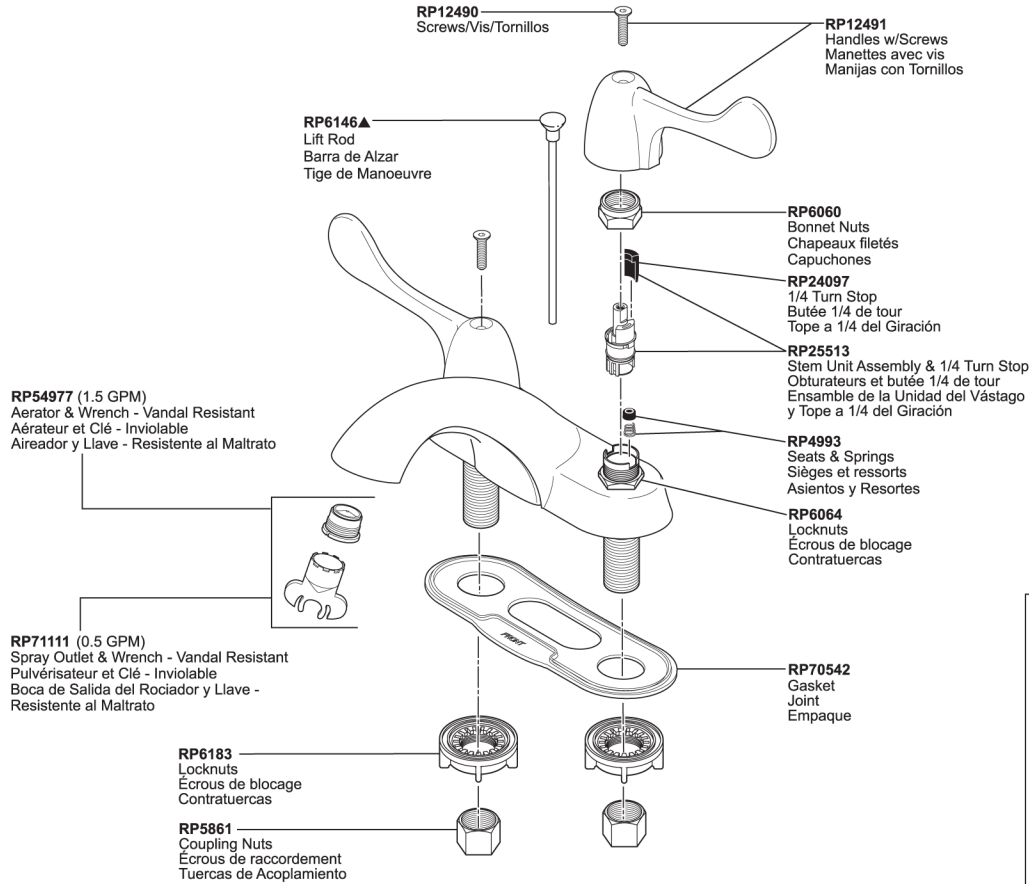
Two-Handle Lavatory Faucet Robinetterie de Toilette à Manette Double

Llave de Dos Manijas para Lavamanos

NEW Spout Style—For All Models Manufactured AFTER October 2011

HDF Lavatory

Model/Modelo/Modèle 2529LF-HDF Series/Series/Seria



▲Specify finish / Especificque el Acabado / Précisez le fini

71112_Rev_A 2529LF-HDF Series 11-2-11

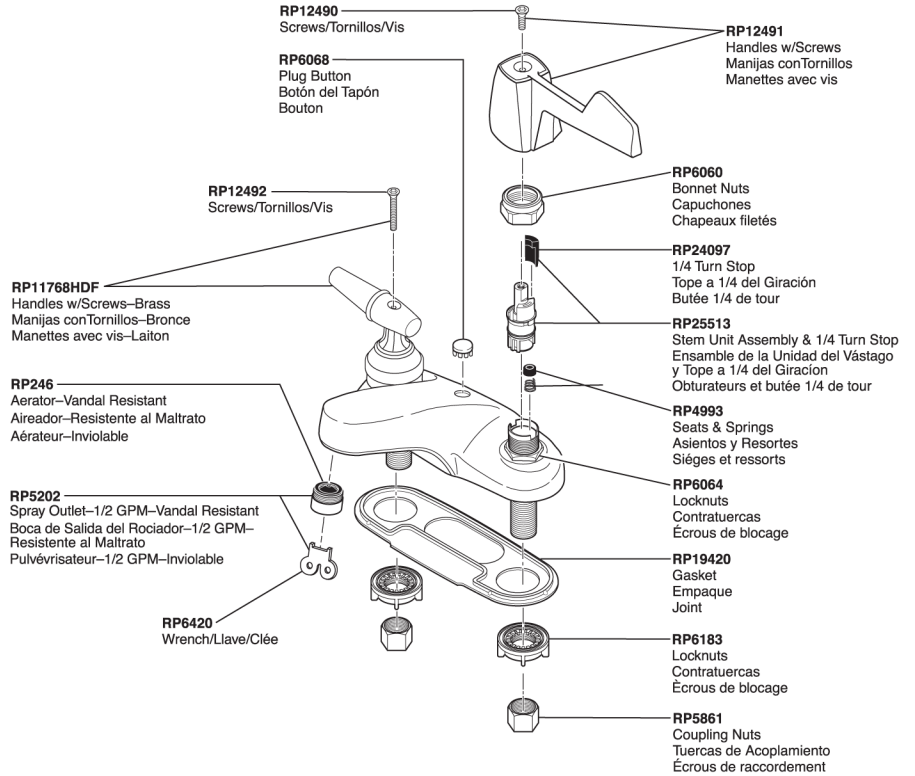
Two-Handle Lavatory Faucet Robinetterie de Toilette à Manette Double

Llave de Dos Manijas para Lavamanos

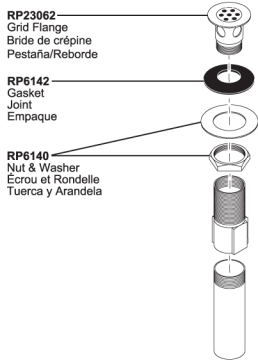
OLD Spout Style—For All Models Manufactured BEFORE October 2011

HDF Lavatory

Models/Modelos/Modèles 2523-HDF & 2529-HDF Series/Series/Seria

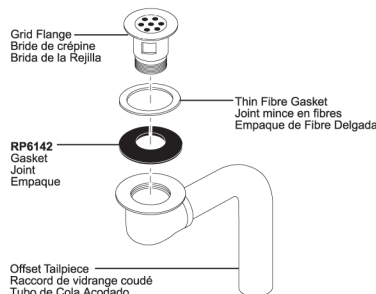


RP6346 Complete Grid Strainer Assembly
RP6346 Crépine complète
RP6346 Ensemble Complet del Colador con Rejilla



33T290 Complete Offset Grid Strainer Assembly (with overflow holes)
33T290 Crépine coudé complète (avec orifices de trop-plein)
33T290 Ensemble Complet del Colador Acodado con Rejilla
 (con huecos para desbordes)

33T290-1 Complete Offset Grid Strainer (no overflow holes)
33T290-1 Crépine coudé complète (sans orifices de trop-plein)
33T290-1 Colador Acodado con Rejilla Completo
 (sin huecos para desbordes)



RP26533 Metal Pop-Up Assembly (Without Lift Rod)
RP26533 Renvoi mécanique en métal (Sans Tige de Manoeuvre)
RP26533 Ensemble del Desagüe Automático de Metal (Sin Barra de Alzar)

