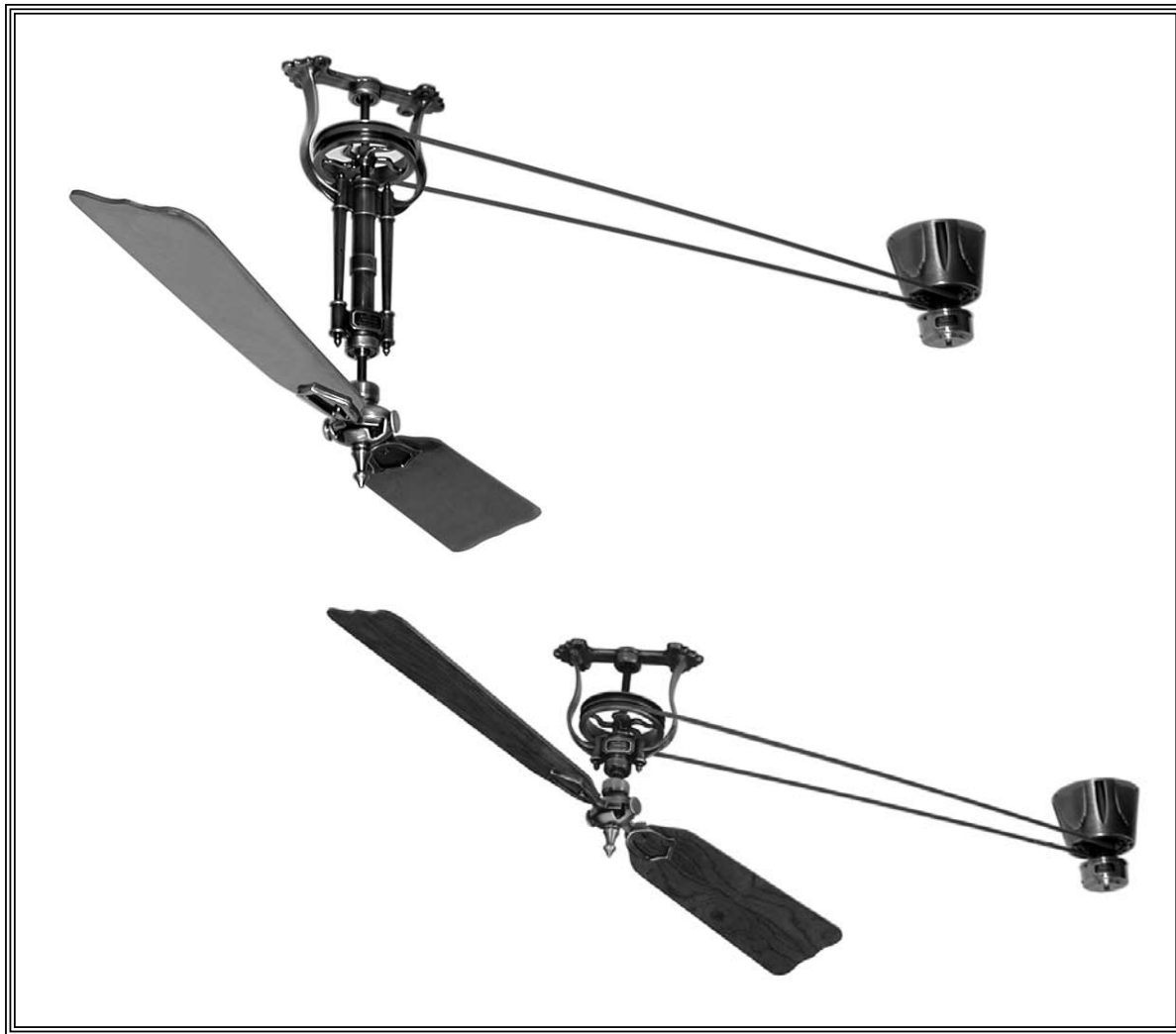


The Brewmaster[®]

FP10/20 - Pulley Unit / FP1280 - Motor



SPECIFICATION SHEET




celebrating 25 years

Product Specifications subject to change

BREWMASTER®

FP10/20 – Pulley Unit FP1280 – Motor



INSTALLATION REQUIREMENTS:

It is recommended that each fan and motor assembly have 3/4" plywood backing secured to a structural member for adequate support. Each fan assembly consists of 1 motor and 1 pulley/blade assembly. Motor unit can operate a maximum of 4 pulley/blade assemblies—will result in reduced rpm. Not recommended for sound-sensitive areas. Call technical support for more information.

ELECTRICAL REQUIREMENTS:

120 VAC, 60 Hz, 15 amp circuit, 15 amp electrical feed, centered under motor unit.

MOTOR SPECS:

FK2100 motor is designed for optimal performance with this fan. 220 VAC, 50 Hz export version available.

BLADES:

Blade sets consist of 2 blades—sold separately. Blades are available in reversible oak/walnut, cherrywood, rosewood, natural palm and woven bamboo. See our catalog or visit www.fanimation.com for additional information on these blade options.

Note: Fan speeds will vary according to blade set—material, shape and size of blade. In general, smaller blades will turn faster than bigger ones and narrower blades will turn faster than wider ones.

CONTROL OPTIONS:

C20 hand-held reversing remote control and switch cup receiver unit (CR1280) are included. Optional C21 wall control is available—sold separately. These controls may be used independently or together. C1-220 wall control is included with 220V model. Instructions are provided with each control.

LIGHTING OPTIONS:

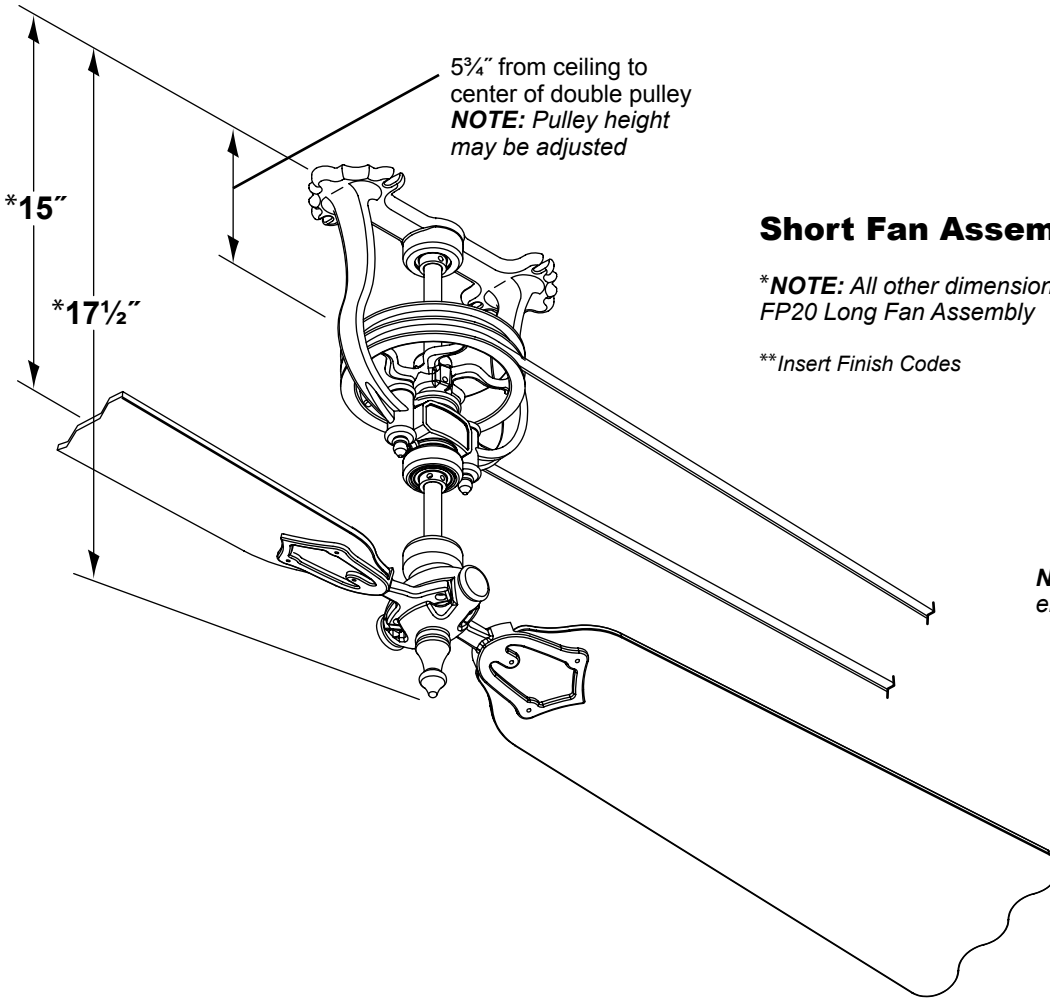
Optional lighting fitters and light kits are available. To be mounted on motor switch cap housing only. Installation instructions are provided with each lighting fitter and light kit. See our catalog or visit www.fanimation.com for available lighting options.

LOCATION USE:

Fan is rated for dry locations only. Damp location rated with use of black finish fan components and BMD4A blade set.

BREWMASTER®

Short Neck Fan Assembly

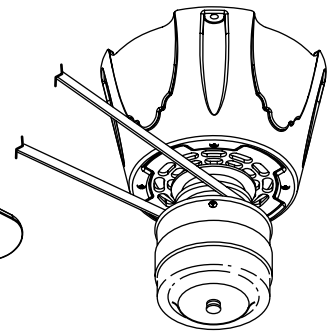


Short Fan Assembly FP10**

***NOTE:** All other dimensions are identical to FP20 Long Fan Assembly

**Insert Finish Codes

NOTE: Motor may be mounted at either end or in the middle.



Available Finishes	
AB	Antique brass
BL	Black
PW	Pewter

Ordering Information (Items Sold Separately)

Item	Catalog No.	Description
Short Fan Assembly	FP10**	1-short pulley assembly 30 ft. of 3/8" belt 2-traditional blade holders 2-wood blade holders 4-hardware bags
One Motor Unit	FP1280**	Three-speed, reversible 1-splice/hardware kit 1-C20 remote control 1-mounting hardware bag
Blade Sets (sold separately) See catalog or www.fanimation.com for additional blade options	FP1022	Reversible oak/walnut
	FP1026	Cherrywood
	FP1030	Rosewood (glossy)

**Insert Finish Codes

Long Neck Fan Assembly

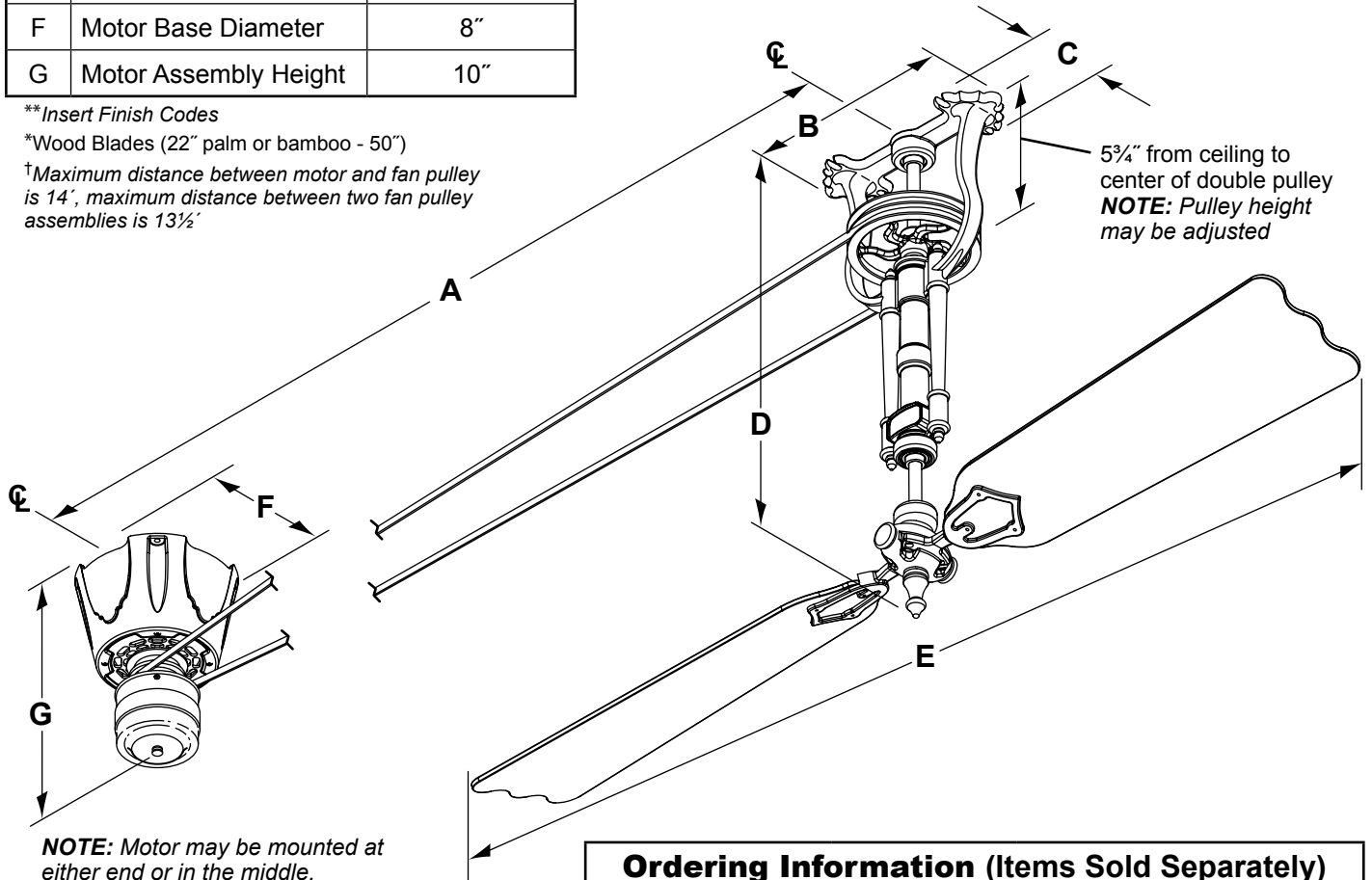
Long Fan Assembly - FP20**		
A	Overall Length†	14' Max - 4' Min
B	Fan Base Length	12"
C	Fan Base Width	4"
D	Overall Drop	26"
E	Blade Sweep	56"*
F	Motor Base Diameter	8"
G	Motor Assembly Height	10"

Motor Unit FP1280**
FK-2100 Motor: 120 volt, 60 Hz, 0.90 amps. Ceiling mount. Remote Control Receiver included (in Switch Cap). Not recommended for sound-sensitive areas. High—91 rpm; Med—62 rpm; Low—42 rpm Finishes: available in antique brass, black and pewter

**Insert Finish Codes

*Wood Blades (22" palm or bamboo - 50")

†Maximum distance between motor and fan pulley is 14', maximum distance between two fan pulley assemblies is 13½'



NOTE: Motor may be mounted at either end or in the middle.

Ordering Information (Items Sold Separately)		
Item	Catalog No.	Description
Long Fan Assembly	FP20**	1-long pulley assembly 30 ft. of 3/8" belt 2-traditional blade holders 2-wood blade holders 4-hardware bags
One Motor Unit	FP1280**	Three-speed, reversible 1-splice/hardware kit 1-C20 remote control 1-mounting hardware bag
Blade Sets (Order Separately) See catalog or www.fanimation.com for additional blade options	FP1022	Reversible oak/walnut
	FP1026	Cherrywood
	FP1030	Rosewood (glossy)

220V Model (Export version)
Motor Assembly - 220 volt, 50 Hz Ceiling Mount, C1-220 (4 Speed) wall control included Fan Speeds: High—89 rpm; High-Med—73 rpm; Low-Med—40 rpm; Low—29 rpm Available in antique brass, black and pewter

**Insert Finish Codes



celebrating 25 years

**10983 Bennett Parkway
Zionsville, IN 46077**

Toll Free (888) 567-2055

FAX (866) 482-5215

Outside U.S. call (317) 733-4113

Visit Our Website @ www.fanimation.com

*Copyright 2010 Fanimation, Inc.
All Rights Reserved*



2010/01