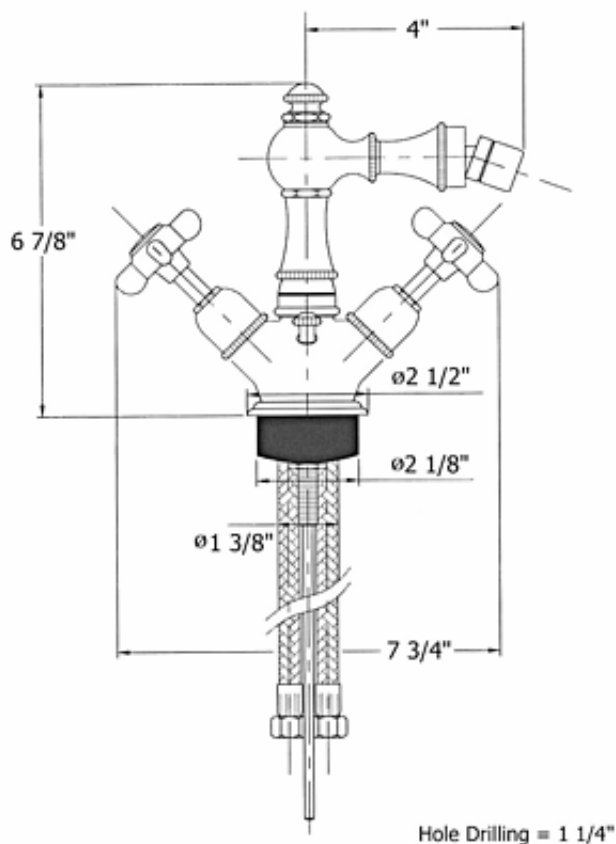


3010 – 'Royale' Single Hole Bidet Mixer with Pop Up Waste



Part #	Description
01	Top Knob
02	Finished Washer
03	Spout
05	Plastic Insert
06	Spout Washer
07	Aerator Filter
08	Aerator Cover
10	Rubber O-rings
11	Body
13	Finished Nut
15	Base
16	Threaded Stem
17	Deck Escutcheon
18	Rubber O-ring
19	Plastic Tightening Block
20	Brass Mounting Nut
21	Ceramic Insert
22	Double Sided Adhesive
23	Handle Screw
24	Handle Washer
25	Cross Handle
26	Handle Stem
27	Bell Escutcheon
30	Flexible Hose O-ring
31	Flexible Hose
32	Pop Up Knob
33	Pop Up Rod
85	Royale Cartridge

Technical Information

- Requires 1 1/4" hole drilling
- Flow rate is 2.2 GPM
- 3/8" flexible hoses
- Includes 1 1/4" pop up waste
- Swiveling spout
- Available finishes are Polished Chrome(**48**), SoliBrass(**49**), Polished Brass(**55**), Polished Nickel(**56**), Satin Nickel(**60**), Weathered Brass(**70**)
- Please see cleaning instructions for finish care and maintenance information.

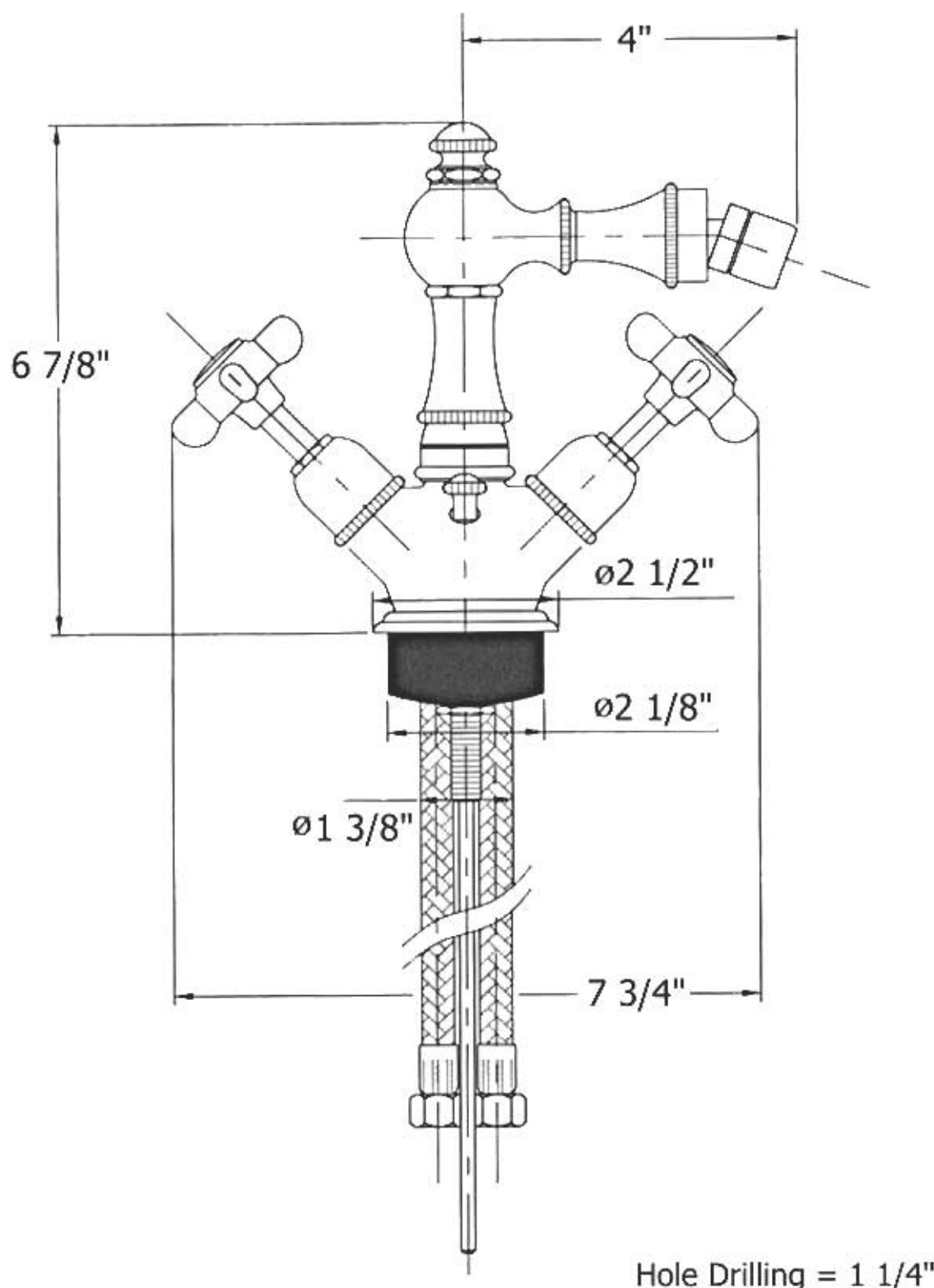
Please follow example when ordering parts for 'Royale' Bidet Mixer.

- To order part#85 – **Royale Cartridge**
 - **9301085xx**
- Please substitute finish number needed in place of **xx**.
- To order a part that is not finished use **00**

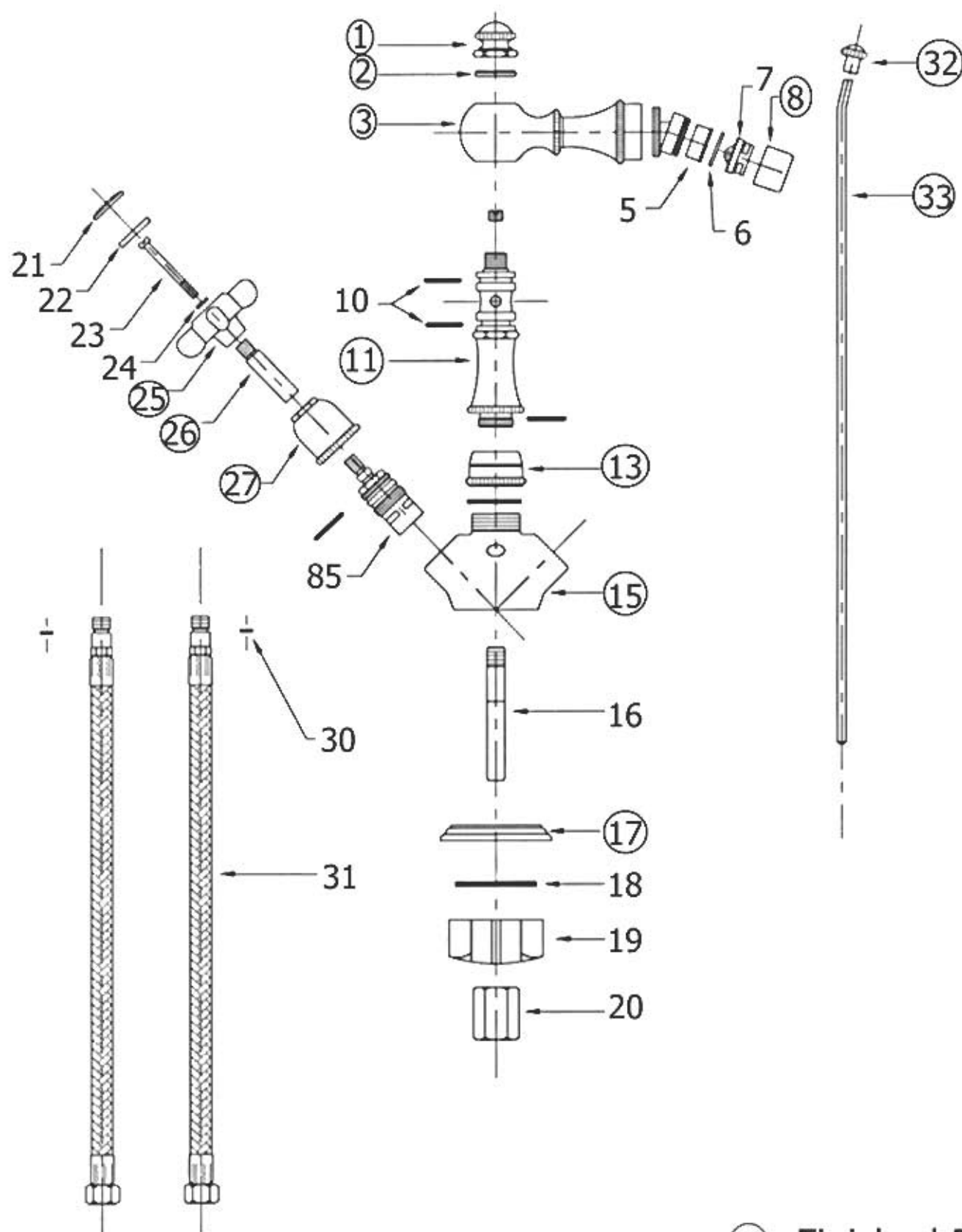


Herbeau
L'Art du Sanitaire depuis 1857

3010 - 'Royale' Single Hole Bidet Mixer with Pop Up Waste



3010 - 'Royale' Single Hole Bidet Mixer with Pop Up Waste



○ - Finished Pieces