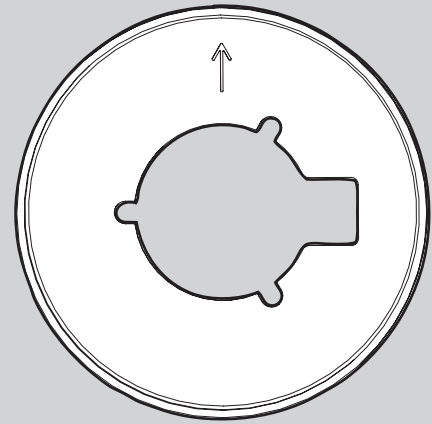


Hardware

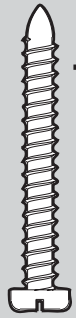
(Drawn to Scale)




x 1



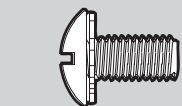
x 2



x 2



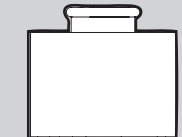
x 3



x 4



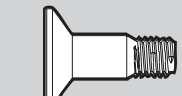
x 1



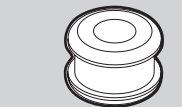
x 4



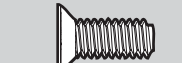
x 11



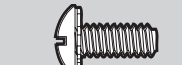
x 16



x 16



x 3



x 3

Low Profile Washer

3" Wood Screw

Flat Washer

1.5" Wood Screw

Locking Screw

Canopy Screw

Setscrew

Mounting Isolator

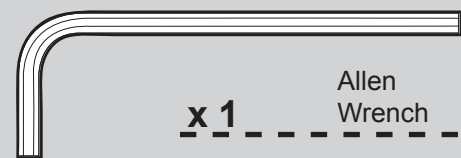
Screw, Blade Iron Armature

Screw, Blade Assembly

Blade Grommet

Screw, Switch Housing Assembly

Screw, Machine, 6-32




x 1

Allen Wrench



x 1

Balancing Kit



x 4

Wire Connector

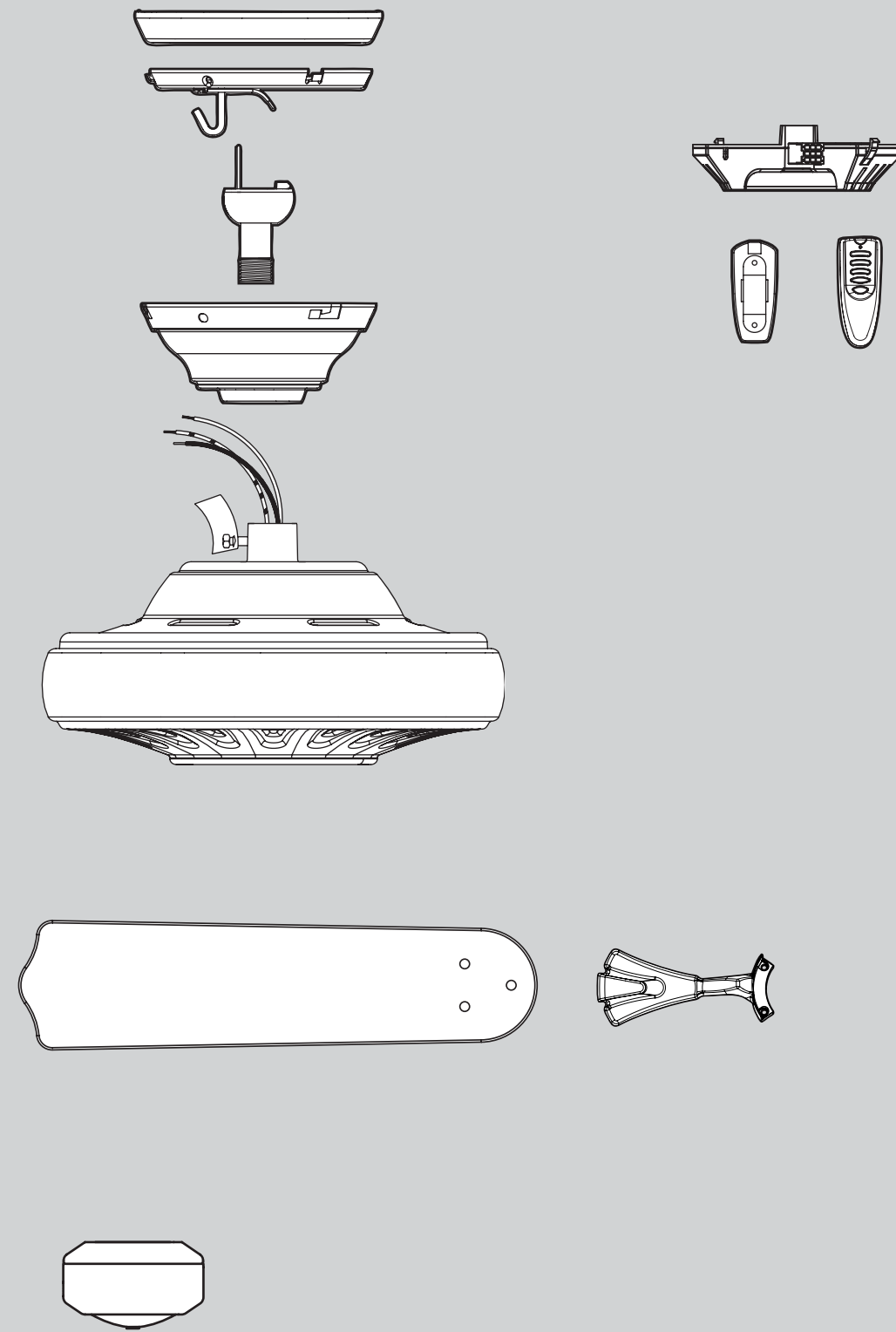
Fan Parts

(Not Drawn to Scale)

Hanger Bracket Assembly


Blade Assembly

Switch Housing Assembly



PARTS GUIDE

Hunter



Using this Parts Guide, make sure all parts are included in the box. If parts are missing, DO NOT RETURN

THIS ITEM TO THE STORE, call 888-830-1326 for assistance.

THIS PARTS GUIDE IS FOR REFERENCE ONLY.

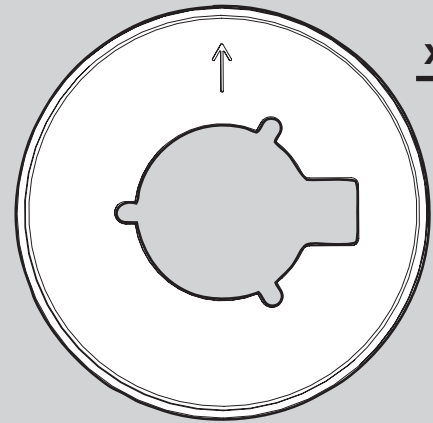
REFER TO THE INSTALLATION MANUAL FOR FULL ASSEMBLY INSTRUCTIONS.

Parts List

| Item Name | Qty | Model # | 23688 | 23685 |
|--------------------------------|-----|--------------|--------------|----------------|
| | | Asm. Dwg. # | 96684-01 | 96684-02 |
| | | Finish | New Bronze | Antique Pewter |
| | | Part # | Part # | Part # |
| * Hanging System Kit | 1 | 94945-30 | 94945-14 | |
| Ceiling Plate | | | | |
| Canopy | | | | |
| Canopy Trim Ring | | | | |
| Hanger Ball / Downrod Assembly | | | | |
| Set Screw (Not Shown) | | | | |
| Low Profile Washer | | | | |
| Canopy Screw | | | | |
| Screw, Wood | | | | |
| Screw, Wood | | | | |
| Flat Washer | | | | |
| Mounting Isolator | | | | |
| * Screw, Low Profile | | | | |
| Switch Housing Assembly | 1 | 96682-30 | 96682-14 | |
| Blade Iron Set | 1 | 93475-05 | 93475-05 | |
| Blade Set | 1 | 75006-99 | 75147-02 | |
| Screw, Blade Iron Armature | 11 | 63755-05 | 63755-05 | |
| Hardware Kit | 1 | 96684-00-860 | 96684-00-861 | |
| Rubber Blade Grommet | | | | |
| Blade Assembly Screw | | | | |
| Screw, Machine, #6-32 | | | | |
| Wire Connector | | | | |
| Balancing Kit | 1 | 65666-01 | 65666-01 | |
| Switch Housing Assembly Screw | 3 | 74506-36 | 74506-36 | |
| Allen Wrench | 1 | 64801-01 | 64801-01 | |
| Remote Control Transmitter | 1 | 85095-02 | 85095-02 | |
| Remote Control Cradle | 1 | 85093-01 | 85093-01 | |
| Remote Control Receiver | 1 | 85482-04 | 85482-04 | |

Materiales

(no dibujados a escala)



x 1

Roseta de perfil bajo


x 2

3" Tornillo de madera

x 2

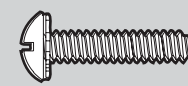
x 2

1.5" Tornillo de madera



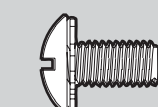
x 4

Arandela plana



x 3

Tornillo de fijación



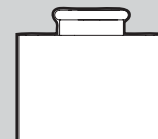
x 4

Tornillo de campana



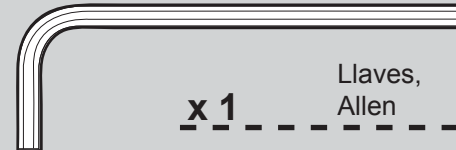
x 1

Tornillo prisionero



x 4

Aislador de montaje



x 1

Llaves, Allen



x 1

Kit de equilibrado



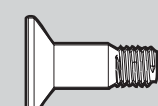
x 4

Empalme plástico



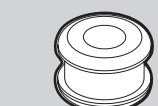
x 11

Tornillo de armadura de soporte de paleta



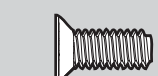
x 16

Tornillo, de conjunto de paleta



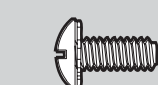
x 16

Arandela de caucho de paleta



x 3

Tornillo, del conjunto de la caja del interruptor



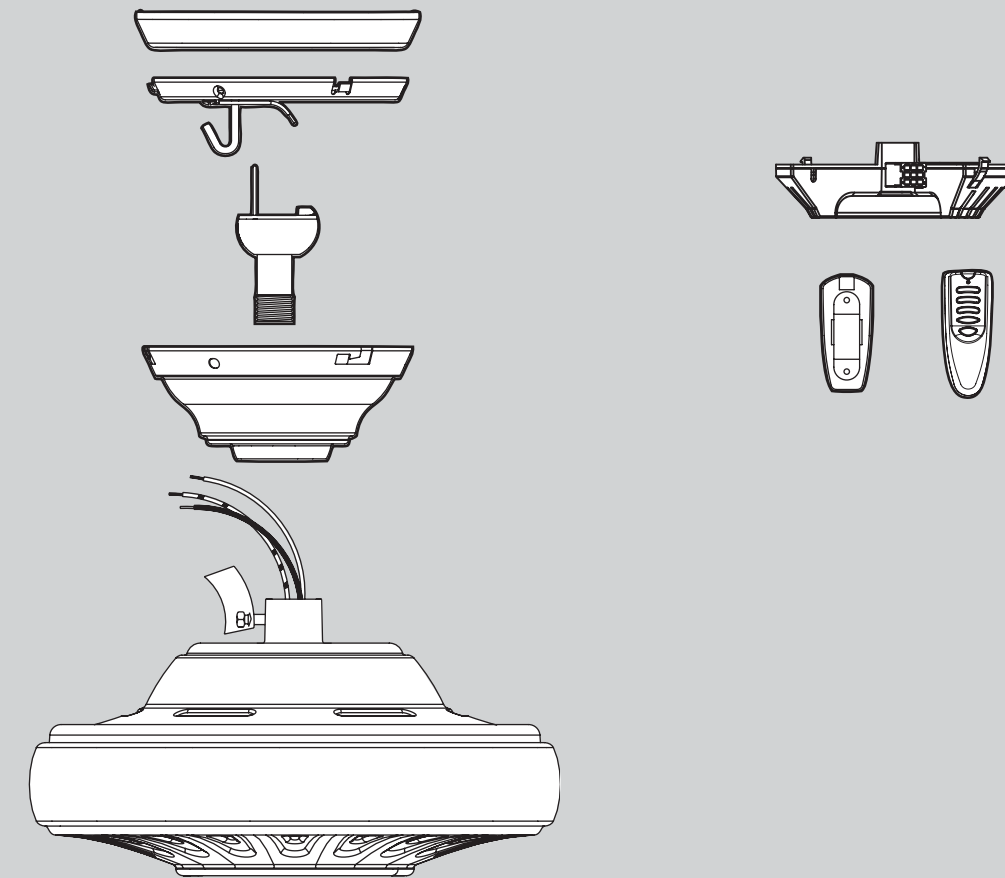
x 3

Tornillo mecánico, 6-32


Piezas del ventilador

(no dibujadas a escala)

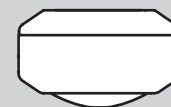
Conjunto del soporte de suspensión



de conjunto de paleta



Conjunto del interruptor



GUÍA DE PIEZAS



ALTO

Hunter

Consulte esta Guía de partes para asegurarse de que todas las partes estén incluidas en la caja.

Si falta alguna parte, NO DEVUELVA ESTE PRODUCTO A LA TIENDA. Solicite ayuda al 888-830-1326. ESTA GUÍA DE PARTES SOLAMENTE ES REFERENCIAL. CONSULTE LAS INSTRUCCIONES COMPLETAS DE ENSAMBLAJE EN EL MANUAL DE INSTALACIÓN

Lista de piezas

| Nombre del ítem | No. del modelo | | 23688 | | 23685 | |
|--|------------------------------|-----------------|-----------------|-----------------|-------|--|
| | No. del dibujo de ensamblaje | | 96684-01 | 96684-02 | | |
| | Acabado | | Bronce Nuevo | Peltre antiguo | | |
| | Cantidad | No. de la pieza | No. de la pieza | No. de la pieza | | |
| Kit del sistema de suspensión | 1 | 94945-30 | 94945-14 | | | |
| Placa de techo | | | | | | |
| Campana | | | | | | |
| Anillo de la moldura de campana | | | | | | |
| Bola de suspensión / Conjunto de varilla | | | | | | |
| Tornillo prisionero | | | | | | |
| Roseta de perfil bajo | | | | | | |
| Tornillo, de campana | | | | | | |
| Kit de materiales | | | | | | |
| Tornillo, de madera | | | | | | |
| Arandela, plana | | | | | | |
| Aislador de montaje | | | | | | |
| Antena | | | | | | |
| Conjunto del interruptor | 1 | 96682-30 | 96682-14 | | | |
| Juego de soporte de paletas | 1 | 93475-05 | 93475-05 | | | |
| Juego de paletas | 1 | 75006-99 | 75147-02 | | | |
| Tornillo, de armadura de soporte de paleta | 11 | 63755-05 | 63755-05 | | | |
| Arandela de cuero | 1 | 96684-00-860 | 96684-00-861 | | | |
| Tornillo, de campana | | | | | | |
| Tornillo, de conjunto de paleta | | | | | | |
| Tornillo, mecánico, 6-32 | | | | | | |
| Empalme plástico | | | | | | |
| Kit de equilibrado | 1 | 65666-01 | 65666-01 | | | |
| Tornillo, del conjunto de la caja del interruptor | 3 | 74506-36 | 74506-36 | | | |
| Terminal simulado, macho | 1 | 64801-01 | 64801-01 | | | |
| Terminal simulado, hembra | 1 | 85095-02 | 85095-02 | | | |
| Tapa, Caja del interruptor | 1 | 85093-01 | 85093-01 | | | |
| Botón taponador | 1 | 85482-04 | 85482-04 | | | |