



Features:

- Cast Brass valve
- Controls On/Off and Volume functions for a single shower component in a shower system
- 1/2" and 3/4" NPT available

Kit Options	Handle Type	Product Number
1/2" Wall Valve	Lever	820/820
3/4" Wall Valve	Lever	820/822



Rough & Trim Options	Handle Type	Product Number
Trim Only	Lever	820/722
Rough Only - 1/2" Wall Valve		865/001/191
Rough Only - 3/4" Wall Valve		865/101/191



Extension Kits	Product Number
Stem Extension Kit	H960764.191
Stem Extension Kit Cover	H960202

Available Finishes:	Finish Code
Polished Chrome	100
Old Bronze	105
Brushed Nickel	144
Platinum Nickel	150

ROUGH-IN DIAGRAM SHOWN ON REVERSE SIDE

CODES & STANDARDS

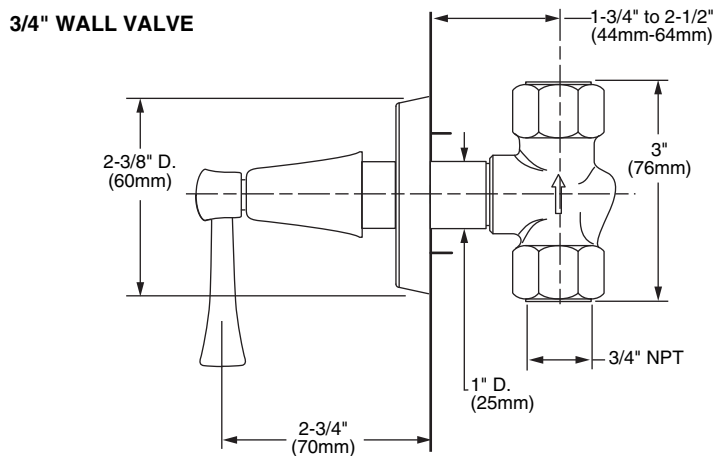
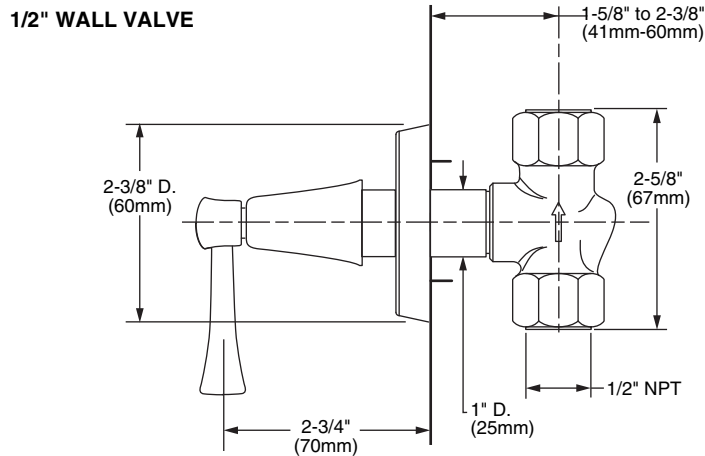
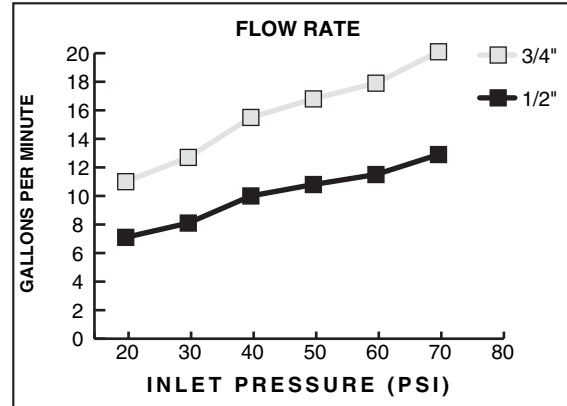
These products meet and exceed the following codes and standards:

ASME A112.18.1

CSA B125



Meets the American Disabilities Act Guidelines and **ANSI A117.1** Requirements for the physically challenged.



IMPORTANT: These measurements are subject to change or cancellation. No responsibility is assumed for use of superseded or voided pages.