

# LUVERNE™

RUBBED BRONZE™ FINISH WITH  
CLEAR RIBBED GLASS



A | 49001 RZ



B | 49002 RZ



C | 49003 RZ



D | 49005 RZ  
Outdoor Pendant



Shown with  
Black Post  
9506 BK

E | 49004 RZ  
Post Lantern

## LUVERNE™

CAST ALUMINUM  
CONSTRUCTION

ITEM #	FINISH	INCAND. BULB	W	H	OVRL. H	EXTRA WIRE	CHAIN/STEM	EXT.	HCWO	NOTES
A	RZ	(1) 100W (M)	7	13.25	---	---	---	7.75	4	W 3 OD (9-13W CFL)
B	RZ	(1) 100W (M)	9	18	---	---	---	11	6.25	W 3 OD (23-30W CFL)
C	RZ	(1) 150W (M)	11	22.25	---	---	---	13.5	6.5	W 3 OD (30-52W CFL)
D	RZ	(1) 150W (M)	11	19.75	94	24	72	---	---	D 3 OD (23-30W CFL) Additional chain 4927 RZ.
E	RZ	(1) 150W (M)	11	20.75	---	---	---	---	---	W 3 OD (23-30W CFL)

Measurements shown in inches. U.S. & Canadian Patent Pending.

# LUVERNE™ ENERGY EFFICIENT

RUBBED BRONZE™ FINISH WITH  
SATIN-ETCHED RIBBED GLASS



A | 11031 RZ



B | 11030 RZ



Shown with  
Black Post,  
9506 BK













C | 11035 RZ  
Post Lantern



D | 11032 RZ

## LUVERNE™

CAST ALUMINUM  
CONSTRUCTION

	FLUOR. ITEM #	FINISH	FLUOR. BULB	W	H	EXT.	HCWO	NOTES
A	11031	RZ	(1) 18W (GU24)  	9	18	11	6.25	
B	11030	RZ	(1) 13W (GU24)  	7	13.25	7.75	4	
C	11035	RZ	(1) 18W (GU24)  	11	20.75	---	---	
D	11032	RZ	(1) 26W (GU24)  	11	22.25	13.5	6.5	

Measurements shown in inches. U.S. & Canadian Patent Pending.