

DRAMATIC UPLIGHTING



300152 MDW
Finish: Mediterranean Walnut™
Glass: Etched Cased Opal
Blades: Walnut

52"
DORSET II™



300152 AP
Finish: Antique Pewter
Glass: Etched Cased Opal
Blades: Dark Cherry



300152 SNW
Finish: Satin Natural White
Glass: Etched Cased Opal
Blades: Satin Natural White

OPTIONAL CONTROLS



337214TR
COOLTOUCH™ TRANSMITTER – BASIC

See page 320-322 for more information



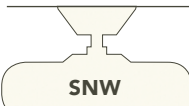
INCLUDED CONTROL



WALL CONTROL SYSTEM – BASIC

- ★ 3 Forward Speeds & Reverse
- ★ Lights On/Off with Full Range Dimming
- ★ Receiver Included

BLADE SPECS

Fan Finish	Blade Finish	Part No.
 AP Antique Pewter	Cherry	FB300152AP
	Dark Cherry	FB300152AP
 MDW Mediterranean Walnut™	Walnut	FB300152MDW
	Distressed Walnut	FB300152MDW
 SNW Satin Natural White	Satin Natural White	FB300152SNW

INCLUDED

- ★ **BLADES** (5) Included ★ 14° Pitch ★ 52" Sweep Reversible ★ Wood
- ★ **DOWNRODS** 6" Downrod with 1" (O.D.)
- ★ **DOWNLIGHT** Integrated. Uses (2) E-11 50-W JD Lamps
- ★ **DOWNLIGHT GLASS** Etched Cased Opal
- ★ **OPTIONAL DOWNLIGHT** N/A
- ★ **UPLIGHT** (6) E-12, 15W, T3 ★ **UPLIGHT GLASS** N/A
- ★ **LOW CEILING ADAPTABLE** No

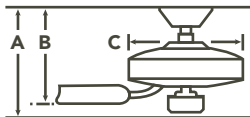
FAN SPECS

- ★ **MOUNTING SLOPE – PITCH** 30° or 7/12
- ★ **LEAD WIRE** 78" ★ **cUL LISTED** Indoor
- ★ **HANGING WEIGHT** 22.59 lbs.
- ★ **WARRANTY** Limited Lifetime

MOTOR SPECS

- ★ **MOTOR SIZE/ TYPE** 172mm x 20mm, AC
- ★ **AMPS** 0.55 on High ★ **RPM** 163 on High
- ★ **ENERGY STAR** N/A

HANGING MEASUREMENTS



WITH 6" DOWNROD
A - 19.25" B - 14.00" C - 12.00"

AIRFLOW	POWER USAGE	AIRFLOW EFFICIENCY
5283 Cubic Ft. Per Minute on High	67 Watts on High (Excludes Lights)	79 Cubic Ft. Per Minute Per Watt

