



300160 PN
Finish: Polished Nickel
Blades: Clear Champagne



300160 SNW
Finish: Satin Natural White
Blades: Clear White/Silver



300160 OBB
Finish: Oil Brushed Bronze™
Blades: Clear Oil Brushed Bronze



OPTIONAL CONTROLS



370036WH
370036IV
370036ALM

6-SPEED DC WALL CONTROL SYSTEM
See page 321 for more information





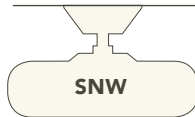

INCLUDED CONTROL



6-SPEED DC COOLTOUCH™

- ★ 6 Forward Speeds & Reverse
- ★ Lights On/Off with Full Range Dimming
- ★ Motor Off

BLADE SPECS

Fan Finish	Blade Finish	Part No.
 <p>OBB Oil Brushed Bronze™</p>	 <p>Clear Oil Brushed Bronze™</p>	FB300160OBB
 <p>PN Polished Nickel</p>	 <p>Clear Champagne</p>	FB300160PN
 <p>SNW Satin Natural White</p>	 <p>Clear Satin Natural White/Silver</p>	FB300160SNW

INCLUDED

- ★ **BLADES (2)** Included ★ 14° Pitch ★ 60" Sweep Non-Reversible ★ Polycarbonate
- ★ **DOWNRODS** 6" Downrod with 1" (O.D.)
- ★ **DOWNLIGHT** N/A
- ★ **DOWNLIGHT GLASS** N/A
- ★ **OPTIONAL DOWNLIGHT** N/A
- ★ **UPLIGHT** N/A ★ **UPLIGHT GLASS** N/A
- ★ **LOW CEILING ADAPTABLE** No

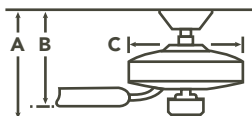
FAN SPECS

- ★ **MOUNTING SLOPE – PITCH** 30° or 7/12
- ★ **LEAD WIRE** 78" ★ **cETLus LISTED** Indoor
- ★ **HANGING WEIGHT** 24.50 lbs.
- ★ **WARRANTY** Limited Lifetime

MOTOR SPECS

- ★ **MOTOR SIZE/ TYPE** DC-125
- ★ **AMPS** 0.43 on High ★ **RPM** 120 on High
- ★ **ENERGY STAR** N/A

HANGING MEASUREMENTS



WITH 6" DOWNROD
A - 15.92" B - 15.37" C - 7.25"

<p>AIRFLOW</p> <p>6785 Cubic Ft. Per Minute on High</p>	<p>POWER USAGE</p> <p>31 Watts on High (Excludes Lights)</p>	<p>AIRFLOW EFFICIENCY</p> <p>220 Cubic Ft. Per Minute Per Watt</p>
--	---	---