

SELECT



**300205 OZ**  
Finish: Olde Bronze®  
Blades: Cherry

52"  
CIRCOLO II™



**300205 NI**  
Finish: Brushed Nickel  
Blades: Walnut

OPTIONAL CONTROLS



337001WH  
370039MUL  
337010WH/IV/ALM  
337011WH/IV/ALM  
337012WH/IV/ALM  
370032MUL

337214

COOLTOUCH™ CONTROL SYSTEM – BASIC

See page 320-322 for more information



INCLUDED CONTROL



PULL CHAIN

- ★ 3 Forward Speeds
- ★ Manual Reverse

BLADE SPECS

| Fan Finish   | Blade Finish | Part No.   |
|--|--------------|------------|
| <br>NI<br>Brushed Nickel | Cherry       | FB300205NI |
|  | Walnut       | FB300205NI |
| <br>OZ<br>Olde Bronze®   | Cherry       | FB300205OZ |
|  | Walnut       | FB300205OZ |

INCLUDED

- ★ **BLADES** (5) Included ★ 14° Pitch ★ 52" Sweep Reversible ★ Wood
- ★ **DOWNRODS** 4" and 12" Downrod with 1" (O.D.)
- ★ **DOWNLIGHT** N/A
- ★ **DOWNLIGHT GLASS** N/A
- ★ **OPTIONAL DOWNLIGHT** Accessory Light Kits Available, see pages 298-311
- ★ **UPLIGHT** N/A ★ **UPLIGHT GLASS** N/A
- ★ **LOW CEILING ADAPTABLE** Yes, see our Optional Flush Mount Accessory 337008 on page 323

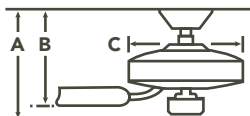
FAN SPECS

- ★ **MOUNTING SLOPE – PITCH** 22° or 4/12
- ★ **LEAD WIRE** 78" ★ **cUL LISTED** Indoor
- ★ **HANGING WEIGHT** 14.90
- ★ **WARRANTY** Limited Lifetime

MOTOR SPECS

- ★ **MOTOR SIZE/ TYPE** 172mm x 15mm, AC
- ★ **AMPS** 0.57 on High ★ **RPM** 152 on High
- ★ **ENERGY STAR** N/A

HANGING MEASUREMENTS



WITH 4" DOWNROD  
A - 14.50" B - 11.00" C - 11.00"  
WITH 12" DOWNROD  
A - 20.50" B - 17.00" C - 11.00"

|  |   |  |
|--|---|--|
| <p><b>AIRFLOW</b></p> <p>5536<br/>Cubic Ft. Per Minute on High</p> | <p><b>POWER USAGE</b></p> <p>67<br/>Watts on High (Excludes Lights)</p> | <p><b>AIRFLOW EFFICIENCY</b></p> <p>82<br/>Cubic Ft. Per Minute Per Watt</p> |
|--|---|--|