



**Lustra™**  
Commercial Toilet Seat  
**K-4670-C**

**Features**

- Solid polypropylene plastic.
- Elongated open-front seat.
- Without cover.
- With check hinge.
- Stainless steel mounting bolts.



**Codes/Standards**








IAPMO/ANSI Z124.5

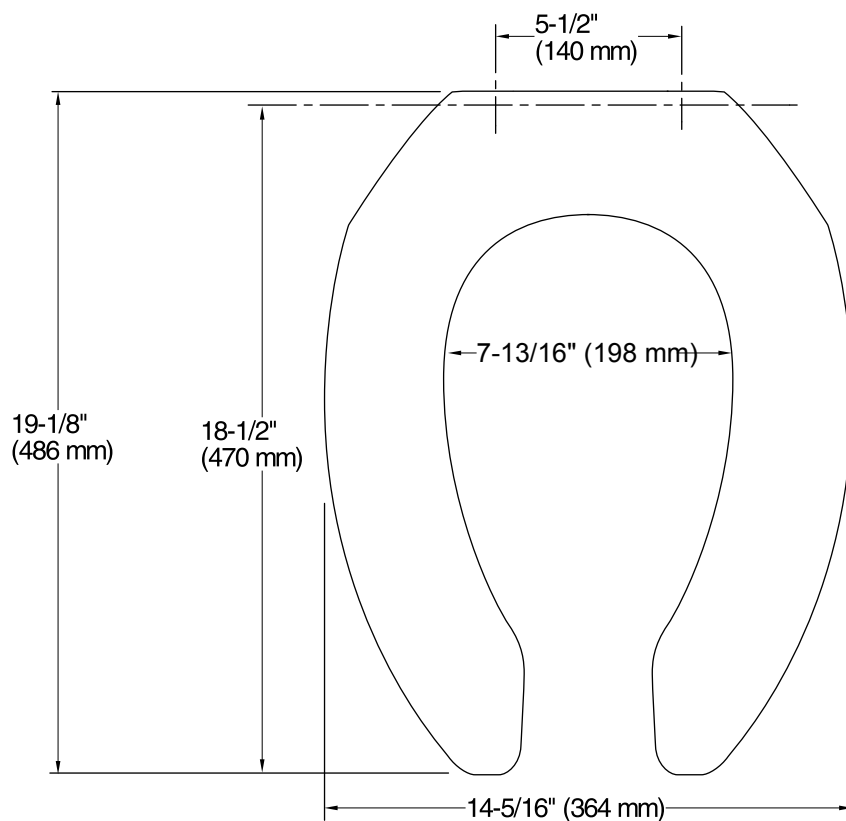
**KOHLER® One-Year Limited Warranty**

See website for detailed warranty information.

**Available Color/Finishes**

*Color tiles intended for reference only.*

Color	Code	Description
	0	White
	96	Biscuit
	47	Almond
	95	Ice™ Grey
	G9	Sandbar
	33	Mexican Sand™
	K4	Cashmere



## Technical Information

All product dimensions are nominal.

Seat shape type: Elongated  
Seat front type: Open front  
Seat hinge type: Check  
Seat-mounting holes: 5-1/2" (140 mm)

## Notes

Install this product according to the installation guide.