

Home Care Technical Specification

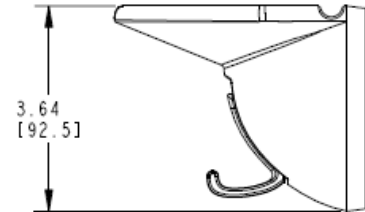
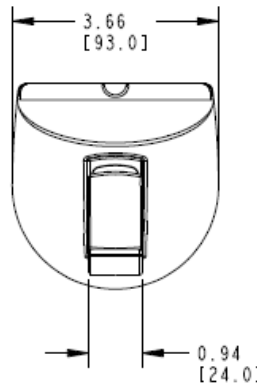
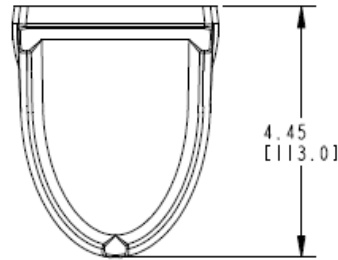
Suction Soap Dish

LR2315W

Stock Numbers:

- LR2315W – Suction Soap Dish

Dimensions:



Materials:

Suction Soap Dish is made from ABS plastic

Installation Instructions:

1. Before attaching to a surface, check the suction cup to ensure it is clean from any debris.
2. Press the suction soap holder on a clean, smooth, dry surface. Ensure the surface is flat, clean, dry, and smooth and that it does not overlap any grout lines. Not to be used on painted surfaces. I.e. Drywall.
3. While pressing the soap holder to the surface, pull down the gray locking lever until it locks into place.

Stock Number: _____ Suction Soap Dish
By Creative Specialties



25300 AL MOEN DRIVE • NORTH OLMSTED, OH 44070
CORPORATE HEADQUARTERS: (800) 321-8809 • FAX: (800) 848-6636
INTERNATIONAL: (440) 962-2000 • FAX: (440) 962-2726
CUSTOMER SERVICE (USA): 800-882-0116 • FAX: (888) 379-2720
©Copyright Creative Specialties International

BA1611