

Hard-Nox® Incandescent

VARIETY OF GEOMETRIC SHAPES IDEAL FOR WIDE RANGE OF OUTDOOR AREAS, IMPACT RESISTANT DURABILITY WITH POLYCARBONATE OR ACRYLIC DIFFUSERS, WET LOCATION LISTED FOR INDOOR OR OUTDOOR USE, CLASSIC WHITE, BLACK OR SATIN ALUMINUM FINISHES.

Product No.	Finish	Polycarbonate Diffuser	Mounting	Size	Lamp(s)
P5691-60 P5691-68	White	White ribbed Clear prismatic	Wall and ceiling	5-3/4" W., 8-1/4" ht. Extends 4-3/8". H/CTR 4-1/8"	1 medium base, 75w max.
P5695-16	Satin Aluminum	White	Wall	4-1/2" W., 6-3/4" ht. Extends 4-3/4". H/CTR 3-1/4"	1 medium base, 60w max.
P5710-31	Black	White	Wall and ceiling	8-3/4" dia., 5-1/4" ht.	1 medium base, 75w max.
P5711-31	Black	White	Wall and ceiling	12" dia., 5-1/4" ht.	2 medium base, each 75w max.
P5791-60 P5791-68	White	White ribbed Clear prismatic	Wall and ceiling	10-1/2" sq., 4" ht.	2 medium base, ADA each 75w max.
P5795-16	Satin Aluminum	White	Wall and ceiling	4-3/4" dia., 6-3/4" ht.	1 medium base, 60w max.



P5691-68



P5691-60



P5791-60



P5791-68



P5695-16



P5795-16














P5710-31



P5711-31

Hard-Nox® CFL

VARIETY OF GEOMETRIC SHAPES IDEAL FOR ENERGY EFFICIENT ILLUMINATION. IMPACT RESISTANT DURABILITY WITH POLYCARBONATE OR ACRYLIC DIFFUSERS, WET LOCATION LISTED FOR INDOOR OR OUTDOOR USE, CLASSIC WHITE OR BLACK FINISHES.

Product No.	Finish	Diffuser	Dimensions	UL Listing	Ballast	Lamp(s)	
P5694-60 P5694-68	White	White ribbed polycarbonate Clear prismatic polycarbonate	5-3/4" W., 8-1/4" ht. Extends 4-3/8". H/CTR 4-1/8".	Wet	120V HPF magnetic	1 2-pin twin 9w CFL. G23 base.	
P5698-31	Black	White polycarbonate globe	6" W., 7" ht. Extends 7". H/CTR 3-1/4".	Wet	120V NPF	2 2-pin twin 7w CFL. G23 base.	
P7124-60 P7124-68	White	White ribbed DR acrylic Clear prismatic DR acrylic	4-1/4" W., 12-1/4" ht. Extends 4-1/4". H/CTR 6-1/8".	Damp	120V HPF	1 2-pin twin 13w CFL. GX23 base.	
P7191-31	Black	Clear prismatic polycarbonate	4-1/2" W., 6-3/4" ht. Extends 5-7/8". H/CTR 3-1/4".	Wet	120V HPF	2 2-pin twin 7w CFL. G23 base.	
P7372-30	White	White DR acrylic	13-3/4" dia., 3-1/4" ht.	Damp	120V NPF Rapid start	1 22w FC8T9 and 1 32w FC12T9 circline	ADA HPF 
P7372-30STRWB	White	White DR acrylic	13-3/4" dia., 3-1/4" ht.	Damp	120V NPF electronic	2 13w 4-pin Quad CFL. G24q-1 base. (incl)	ADA 
P7373-30	White	White DR acrylic	19" dia., 4-1/4" ht.	Damp	120V HPF Rapid start	1 40w FC16T9 and 1 32w FC12T9 circline	
P7375-30 P7375-31	White Black	White DR acrylic	9" dia., 3-1/4" ht.	Damp	120V NPF	2 2-pin twin 7w CFL. G23 base.	ADA 
P7375-30STRWB	White	One-light	9" dia., 3-1/4" ht.	Damp	120V NPF electronic	1 13w 4-pin Quad CFL. G24q-1 base. (incl)	ADA 
P7376-30 P7376-31	White Black	White DR acrylic	11" dia. 3-1/4" ht.	Damp	120V NPF	2 2-pin twin 13w CFL. GX23 base.	ADA 
P7396-60 P7396-68	White	White ribbed polycarbonate Clear prismatic polycarbonate	10-1/2" sq. Extends 4".	Wet	120V HPF	2 2-pin twin 13w CFL. GX23 base.	ADA 



P7375-31



P7376-31



P7373-30



P7372-30
P7372-30STRWB



P5698-31



P5694-68



P7124-68



P7191-31



P7396-60

See page 285 for additional chain,
and page 589 for posts.