

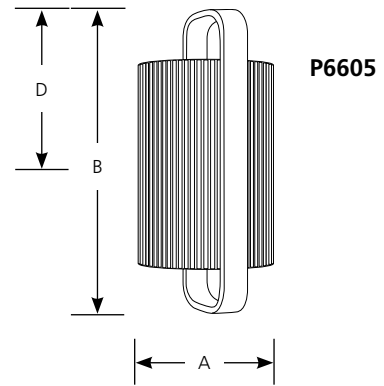
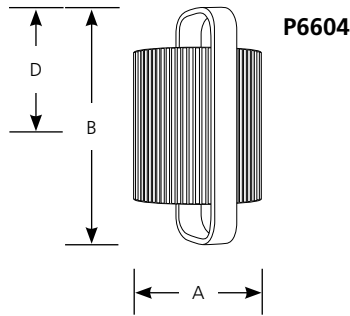
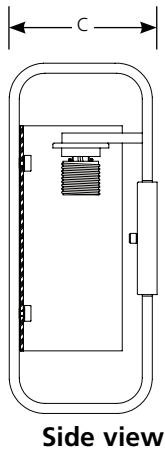


Compact Fluorescent

Coupe

Outdoor

				Type			
				-09EE		-74EE	
				P6604	<input type="checkbox"/>	<input type="checkbox"/>	
				P6605	<input type="checkbox"/>	<input type="checkbox"/>	
Catalog No.	Finish		Lamping	Dimensions (Inches)			
	Brushed Nickel	Venetian Bronze		A	B	C	D
P6604	-09EE	-74EE	1 GU-24 18w	8	14	6	7
P6605	-09EE	-74EE	1 GU-24 32w	9	18	6-7/8	9



Specifications:

General

- Clear ribbed glass bent shade
- Etched glass diffuser (inside)
- Plated Brushed Nickel (-09EE) finish
- Powdercoat Venetian Bronze (-74EE) finish
- Steel construction
- Companion Bath and Vanity, Chain hung lantern, Chandelier, Pendant, Post top lantern, Sconce, Wall bracket, Wall lantern, fixtures are available

Mounting

- Wall mount
- Back plate covers a standard 4" hexagonal recessed outlet box
- Mounting strap for outlet box included

Electrical

- GU24 base socket
- Pre-wired

Labeling

- cCSAus Wet location listed

Progress Lighting
701 Millennium Blvd.
Greenville, South Carolina
29607

www.progresslighting.com