

Quoizel, Inc.
6 Corporate Parkway
Goose Creek, SC
29445

Customer Service
Phone 631.273.2700
Fax 631.231.7102
www. quoizel. com

Assembly Instruction Sheet #IS-Q1295KZ For Style Q1295KZ

Tools Required: None

Estimated Assembly Time: 10-20 minutes

Preparation: Identify and inspect all parts before beginning installation. Check package content list and diagrams below to be sure all parts are present. If any parts are missing or damaged, do not attempt to assemble, install, or operate the fixture. Contact customer service for replacement parts.



Warnings and Cautions

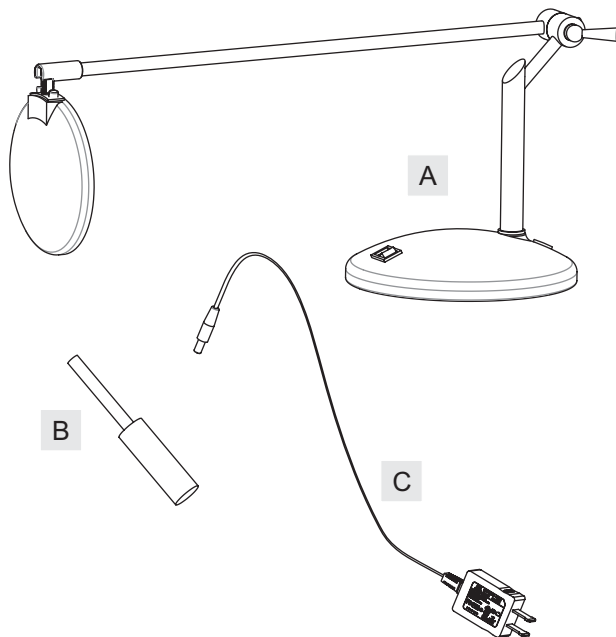
Turn off electricity at circuit breaker or main fuse box before installation. Consult a licensed electrician if in doubt.

These instructions are provided for your safety. It is very important you read them completely before installing the fixture. We strongly recommend that a licensed, professional electrician perform the installation.

Disconnect fixture from power source before replacing bulbs. Make sure bulbs are given sufficient time to cool before removal. Do not subject glass parts to any shock while in operation or shattering may result.

Package Contents

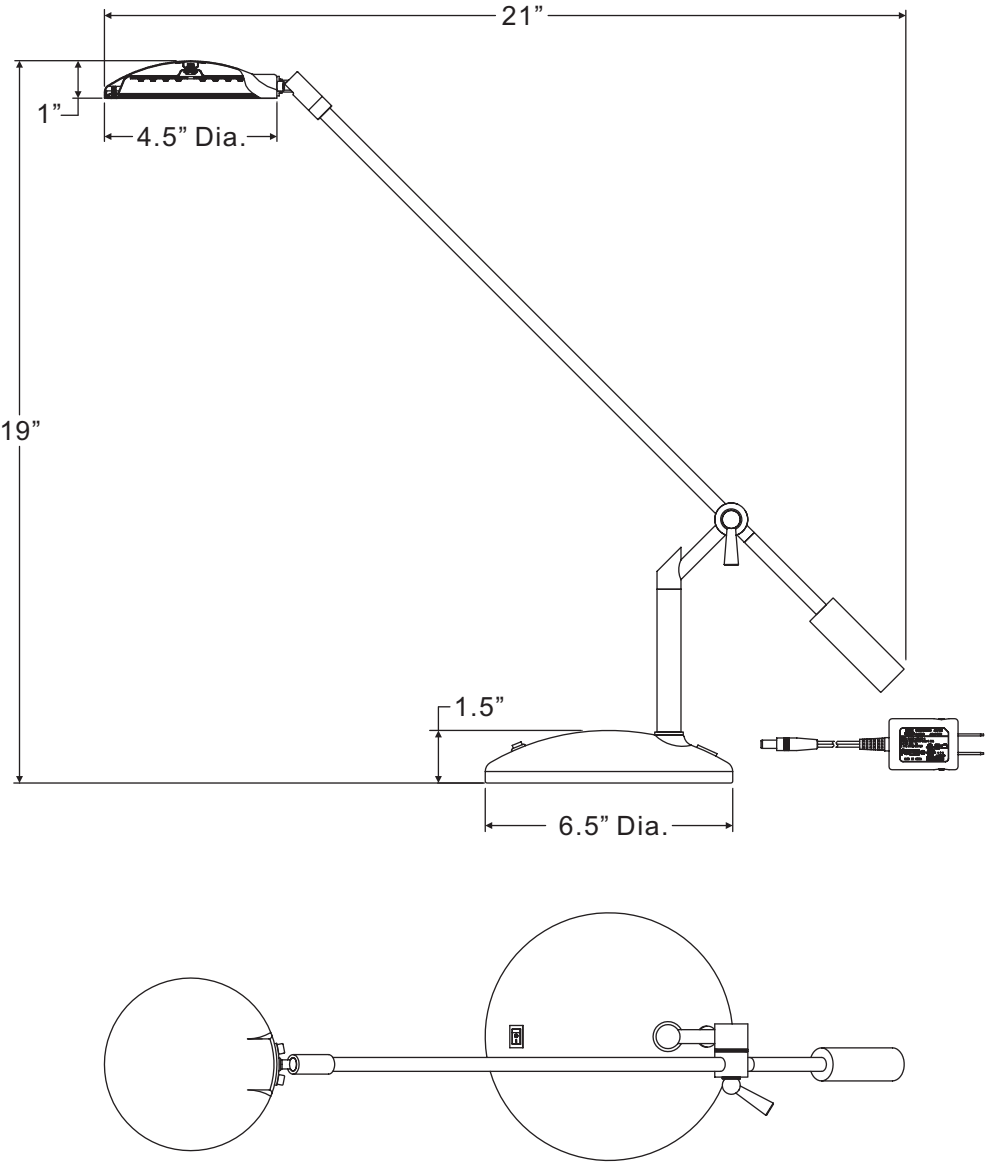
Part	Description	Quantity
A	Base	1 pc.
B	Rod	1 pc.
C	Cord with Plug	1 pc.



Thank you for purchasing a Quoizel product.
Need assistance with parts or assembly? Call Quoizel customer service at 1-631-273-2700
or visit us on-line at www. quoizel. com

Q1295KZ

FINISH: MEDICI BRONZE



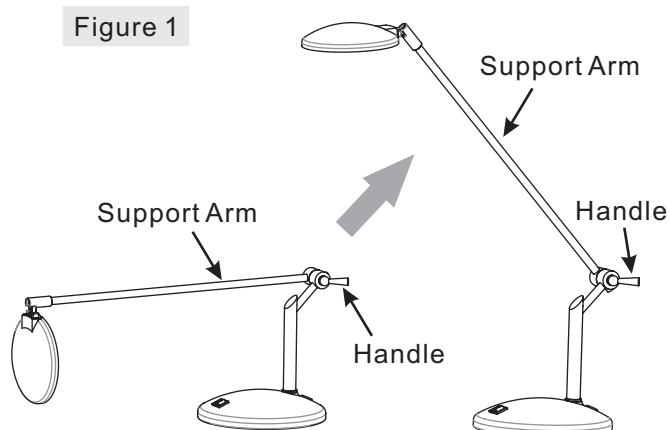
NOTE: ALL DIMENSIONS ARE ROUNDED UP TO THE NEAREST 1/2"

NO.	PART NUMBER	REPLACEMENT PART DESCRIPTION	REQ.

Assembly Instruction Sheet #IS-Q1295KZ For Style Q1295KZ

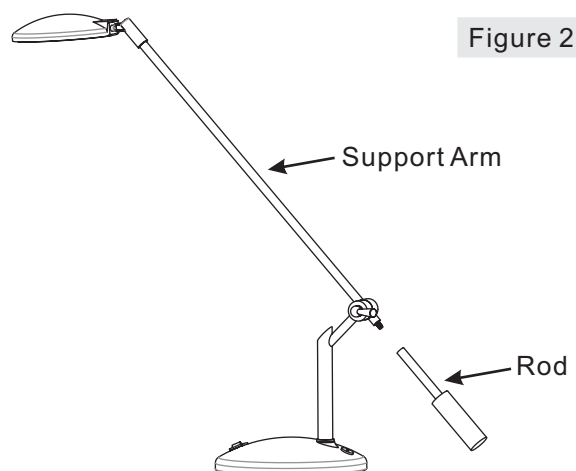
STEP 1 – Adjust Support Arm

- A. Adjust the Support Arm to proper location by adjusting the Handle.



STEP 2 – Assemble Rod

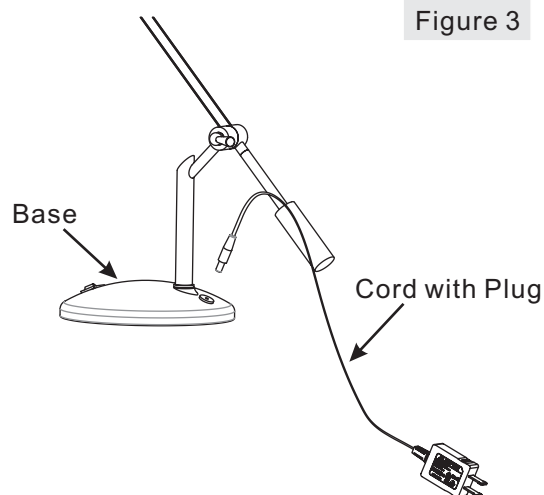
- A. Thread the Rod (B) into the end of the Support Arm. Hand tighten until snug.



STEP 3 – Install Cord with Plug

- A. Insert the Cord with Plug (C) into the Base (A).

Your fixture is now assembled and ready to use. Enjoy!



Thank you for purchasing a Quoizel product.
Need assistance with parts or assembly? Call Quoizel customer service at 1-631-273-2700
or visit us on-line at www.quoizel.com