



# DV433GTGJ

## Samsung Front Load Gas Dryer

### FEATURES

- Steam Drying technology:
  - Steam Refresh: Freshens up clothes and removes odors
  - Steam Wrinkle Away: Relaxes wrinkles to reduce ironing
- 7.5 Capacity (cu.ft / DOE)
- Powder Coat Drum
- 3 Way Venting
- Heating Element: 5300W/ 22,000 BTU/Hr
- Cycle Time (AHAM 8lbs): 42 min.
- LED display (red)
- Outer door trim: chrome
- Front Deco Strip: chrome
- Door handle: visor

### CONVENIENCE

- Reversible See-through Door
- Dryer Drum Light
- Drying Rack
- Child Lock
- Lint Filter Indicator
- 13 Preset Dry Cycles and 9 Options
- 5 Dry Levels
- 5 Temperature Settings
- 5 Timed Settings
- 2 Signal Level Settings



Ranked **“Highest in Customer Satisfaction with Clothes Dryers”** by J.D. Power and Associates.\* (5 Consecutive Years)



### SIGNATURE FEATURES

#### Steam Drying Technology – Refresh and Wrinkle Away

These cycles infuse clothes with steam to reduce wrinkles, remove odors and refresh clothing.

#### Capacity that fits more – so you can fit more in your day

Big enough to handle a king-size comforter, our large capacity dryer allows you to do fewer loads, so you can finish your family’s laundry faster.

#### Peace of mind with NSF® certified sanitization cycle

Samsung’s NFS certified washers eliminate 99.9% of household bacteria from laundry.

#### Available colors



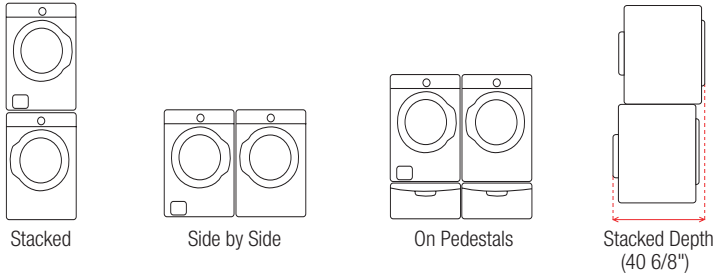
White

\* Samsung received the highest numerical score for clothes dryers in the proprietary J.D. Power and Associates 2008-2012 Laundry Appliance Studies.™ 2012 study based on 9,339 total responses measuring 12 brands and measures opinions of consumers about their dryer obtained new in the past 24 months. Proprietary study results are based on experiences and perceptions of consumers surveyed in January-February 2012. Your experiences may vary. Visit [jdpower.com](http://jdpower.com).

# DV433GTGJ

## Samsung Front Load Gas Dryer

### INSTALLATION OPTIONS:



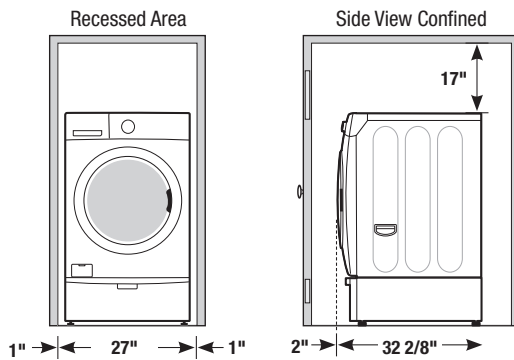
### INSTALLING YOUR DRYER

#### 1. Alcove or closet installation

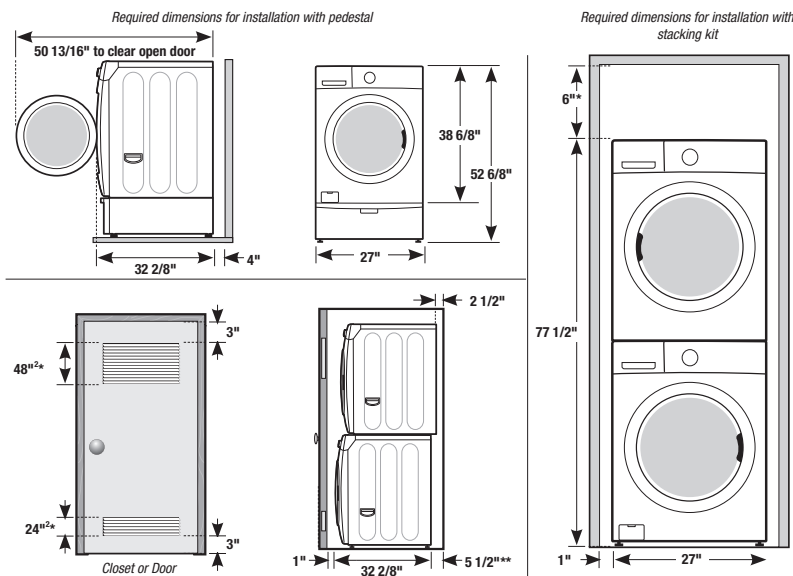
Minimum clearances for closets and alcove:

- Sides - 1 in. (2.5 cm)
- Top - 17 in. (43.2 cm)
- Rear - 4 in. (10.2 cm)
- Closet Front - 2 in. (5.1 cm)

If the washer and dryer are installed together, the closet front must have at least a 72 in.<sup>2</sup> (465 cm<sup>2</sup>) unobstructed air opening. Your washer alone does not require a specific air opening.



#### 2. With optional pedestal base or stacking kit



\* Required spacing

\*\* External exhaust elbow requires additional space.

**7.5 Capacity (Cu.ft./DOE)**

**Powder Coat Drum**

**3 Way Venting**

**13 Preset dry cycles:**

Refresh, Wrinkle Away, Eco Normal, Normal, Heavy Duty, Permanent Press, Bedding, Delicates, Wool, Sanitize, Time Dry, Air Fluff, Quick Dry

**9 Options:**

Mixed Load Bell, Wrinkle Prevent, Delay Start (up to 24 hrs), My Cycle, Rack Dry, Adjust Time, Child Lock, Drum Light, Signal On/Off Button

**5 Dry levels:**

Very Dry, More Dry, Normal Dry, Less Dry, Damp Dry

**5 Temperature settings:**

High, Medium, Medium Low, Low, Extra Low

**5 Timed settings:**

60 min, 50 min, 40 min, 30 min, 20 min

**2 Signal Level settings:** On/Off

**Warranty**

One (1) Year Parts and Labor

Two (2) Years Control Board

**Product dimensions & weight (WxHxD)**

Dimensions: 27" x 38<sup>6/8</sup>" x 32<sup>2/8</sup>"

Weight: 125.6 lbs

**Shipping dimensions & weight (WxHxD)**

Dimensions: 29<sup>3/8</sup>" x 42<sup>3/8</sup>" x 33<sup>4/8</sup>"

Weight: 134.4 lbs

**Color**

White

**Model #**

DV433GTGJWR

**UPC Code**

036725591189

**Matching Washer**

White

WF433BTGJWR

036725590854