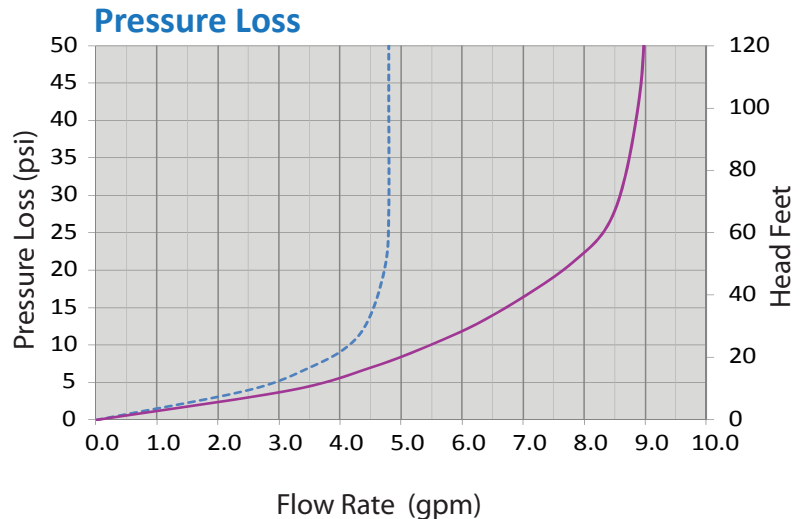
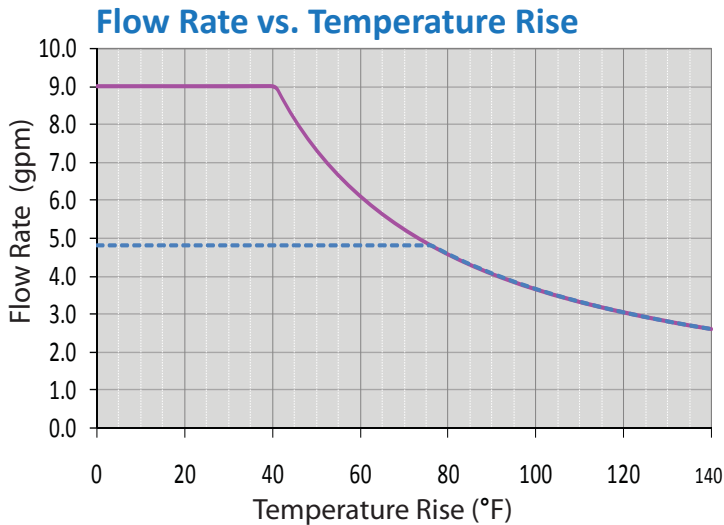


T-H2-DV

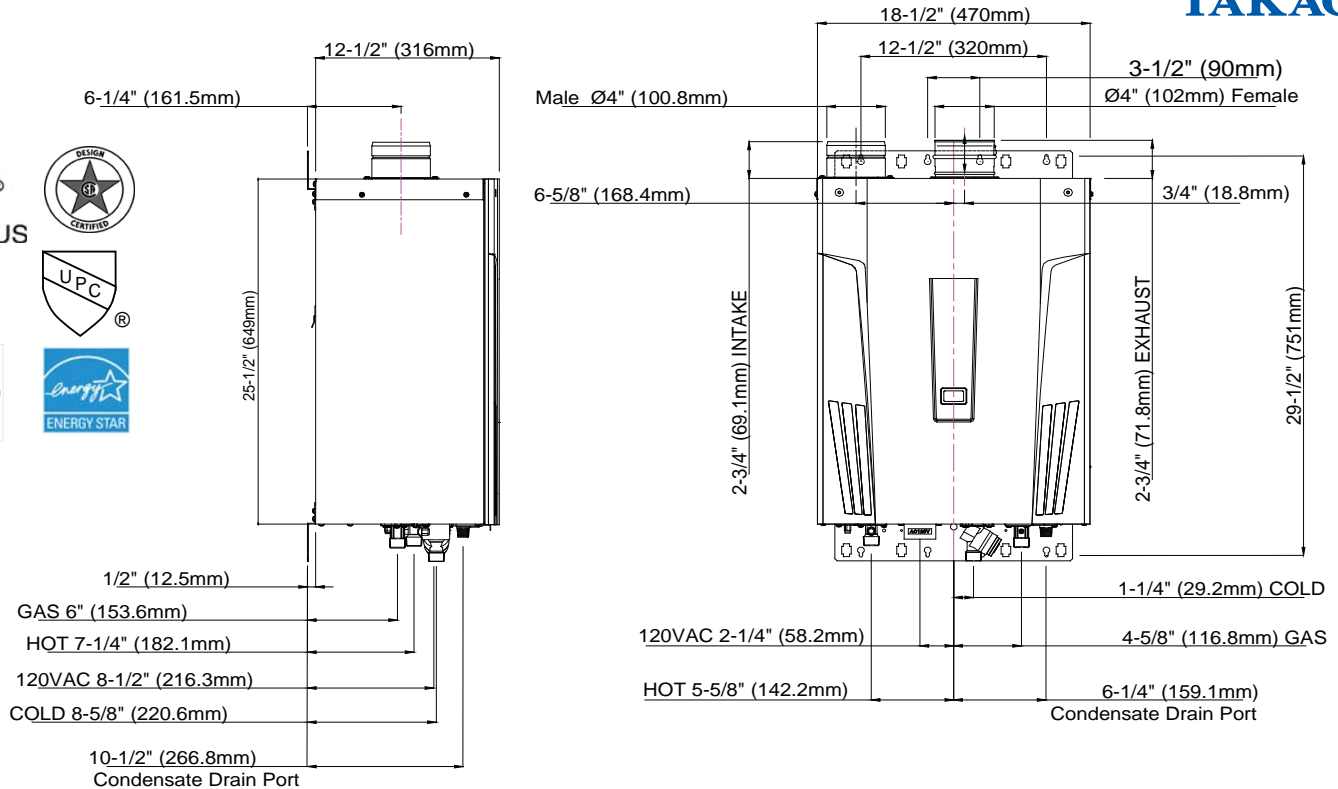


- Set Temperature : 125 °F & lower
- - - - Set Temperature: 130 °F & higher

Installation Type	Indoor, Direct Vent Only	
Electric Consumption	120 VAC ; Standby: 0.07 A, Operation: 1.27 A, Freeze-Protection: 1.73 A	
Fuel	NG	LP
Gas Consumption Input	Min 13,000 BTU/h Max 199,000 BTU/h	Min 13,000 BTU/h Max 199,000 BTU/h
Energy Factor	0.91	0.91
Inlet Gas Pressure	Min 5.0" W.C. Max 10.5" W.C.	Min 8.0" W.C. Max 14.0" W.C.
Flow Rate	Max 9.0 GPM	
Water Pressure	15-150 psi	Pressure Only Relief Valve Required (Min 200,000 BTUs. 150 psi) 40 psi or above recommended for maximum Flow
Temp Settings	With PCB Push Buttons & LED Display	100°F, 105°F, 110°F, 115°F, 120°F (Default), 125°F, 135°F, 140°F, 145°F, 150°F, 155°F, 160°F, 165°F, 170°F, 175°F and 185°F (16 options)
	With TM-RE30 Temperature Remote Controller	100°F to 185°F with 5°F intervals (18 options), 120°F Default Factory Setting

The manufacturer reserves the right to change or discontinue the design, drawing and/or specification of its products without notice at anytime.

T-H2-DV



Dimension	H25.6" x W18.5" x D12.4" Weight: 73 lbs
Hot/Cold/Gas Connection	3/4" NPT
Clearances	Top: 12" Bottom: 12" Front: 4" Back: 0.5" Sides: 3"

Features

- High Efficiency, Condensing Model
- Low Emission, Low NOx
- Easy-Link Up to 4 Units
- Safety Features:
 - Air-Fuel Ratio (AFR) sensor
 - Exhaust & Water Temperature safety Control
 - Overheat Cutoff Fuse
- Internal Freeze-Protection System
- HRS 35 Copper on Primary Heat Exchanger and SS 316L on Secondary Heat Exchanger
- Built-in temperature, flow rate, and diagnostic display

Venting & Combustion

- Horizontal or Vertical Installation
- Power Vent
- Electric Ignition
- 4" ; 50' Max Length, 5 elbows max
- 3" ; 25' Max Length, 2 elbows max (90°elbow = 5' equivalent length)
- Flue 3" or 4" O.D.
 - Schedule 40 PVC/ ABS Venting (PVC Adaptor included, TH-PA01)
 - Category III / IV Stainless Steel
- Intake 3" or 4" O.D.
 - ABS, PVC, Galvanized Steel, Corrugated Stainless Steel or Category III/IV Stainless Steel

Accessories

- TM-RE30 Temperature Remote Controller
- TH-PC02 Pipe Cover
- TH-NT01 Neutralizer Kit
- TK-IV01 Isolation valve Kit
- TH-PA01 Flue PVC Adaptor (included)
- TH-PA02 Intake PVC Adaptor
- TH-CVPVC33 3" PVC Concentric Termination