



SPECIFICATIONS
DELAY TIMER SWITCHES
 ACCESSORIES

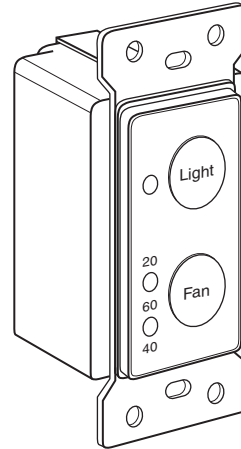
Delay Timer Switches

• **Dimensions**

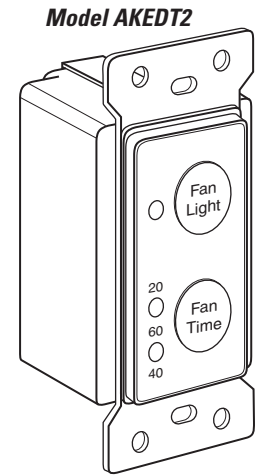
- AKEDT1 - 2"L x 1-13/16"W x 4-1/8"H
- AKEDT2- 2"L x 1-13/16"W x 4-1/8"H
- AKDT60 - 2"L x 1-13/16"W x 4-1/8"H

• **Control Type**

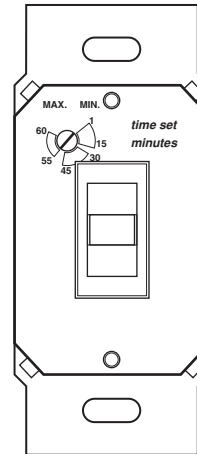
- AKEDT1 - White or Almond, electronic delay timer switch independently controls the fan and light while automatically turning off the exhaust fan after the set amount of time of 20, 40, or 60 minutes. 7.2amp - 120 V.A.C. 500 watt output.
- AKEDT2 - White or Almond, electronic delay timer switch simultaneously turns the fan and light on. When the switch is turned off the exhaust fan continues to run for the preset amount of time of 20, 40, or 60 minutes. 7.2amp - 120 V.A.C. 500 watt output.
Rated for Fluorescent lights.
- AKDT60 - White delay timer switch simultaneously turns the fan and light on. When the switch is turned off the exhaust fan continues to run for the preset amount of time of 1 to 60 minutes. 15amp max - 120 V.A.C.



Model AKEDT1



Model AKEDT2



Model AKDT60

• **Installations/Voltage**

Single gang box, 120V

• **Shipping Info**

- AKEDT1 - UPC: 0-83162-90060-9
Weight: .34 lbs.
- AKEDT2 - UPC: 0-83162-90062-3
Weight: .34 lbs.
- AKDT60 - UPC: 0-83162-90082-1
Weight: .34 lbs.

PROJECT							ARCHITECT			
LOCATION							ENGINEER			
CONTRACTOR							SUBMITTED BY			DATE
FAN NUMBER	MODEL NUMBER	CFM	IN W.C.	RPM	WATTS	AMPS	SONES	QTY	OPTIONAL EQUIPMENT & REMARKS	



U.S.: 820 Lincoln Drive
 West Chester, Pennsylvania 19380-4466
 Tel: (610) 692-7400 • 877-304-3785
 Fax: (610) 696-8048

Canada: 110 Glidden Road
 Brampton, Ontario L6T 2J3
 Tel: (905) 456-2033
 Fax: (905) 456-1015