

**STAINLESS STEEL KITCHEN SINK 20 1/8"**

**Drop-in Series**

- 20 Gauge Stainless Steel
- 18-8 Chrome Nickel content
- Single bowl sink
- Installation hardware, template and instructions included
- **Waste fittings not included, must be ordered separately**
- **24" cabinet required**

**Nominal Dimensions:**

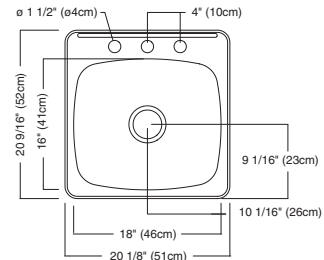
20 1/8" x 20 9/16" x 10"

**Bowl Size:**

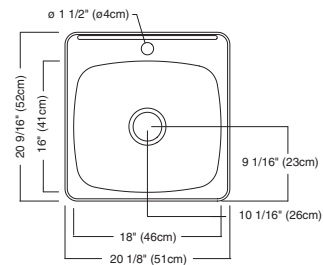
18" wide  
 16" front to back  
 10" deep

**Compliance Certifications:**

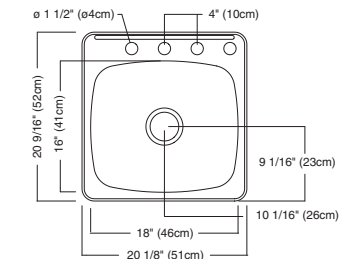
**IMPORTANT:** Dimensions of fixtures are nominal and may vary within the range of tolerances established by ASME A112.19.3  
 These measurements are subject to change or cancellation. No responsibility is assumed for use of superseded or voided leaflet.



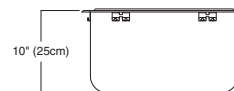
**23SB.202083.073**  
Standard drilling:  
3 hole



**23SB.202011.073**  
Optional drilling:  
1 hole on center



**23SB.202084.073**  
Optional drilling:  
4th hole on right



**To Be Specified:**

- 791566-0750A  Stainless steel waste fitting