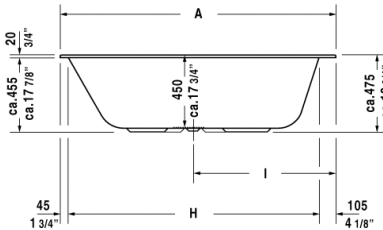
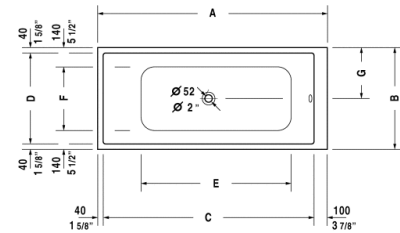
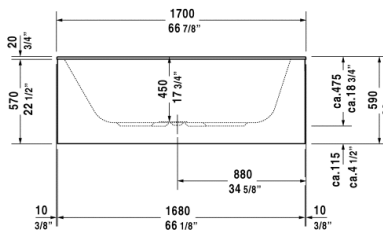
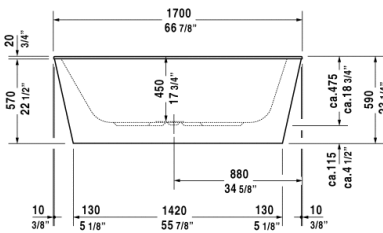
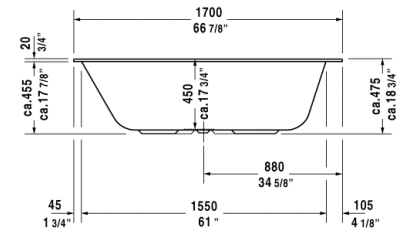
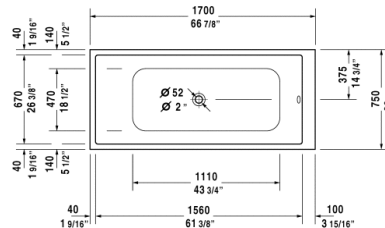



Bathtub # 700230000000090

Onto



| Bathtub | Dimension | Weight | Order number |
|---|------------------------|-----------|-----------------|
| rectangle, built-in, 1/4" sanitary acrylic Additional information LED colored light with remote control is not suitable for tubs with conical furniture panel | | | |
| Colors | | | |
| 00 White Alpin | | | |
| Variant | | | |
| BathtubBase tub | 66 7/8" x 29 1/2" Inch | 56,300 lb | 700230000000090 |
| #website.FurniturePanel | | | |
| Furniture panel | - | - | OT 8777 |
| Furniture panel | - | - | OT 8938 |
| Furniture panel | - | - | OT 8945 |
| Furniture panel | - | - | OT 8782 |
| Furniture panel | - | - | OT 8787 |
| #website.AccessoriesTubs | | | |
| Support frame | - | - | 790113 |
| Waste and overflow | - | - | 791212 |
| Tub cover | - | - | 791824 |
| Tub cover | - | - | 791825 |
| Tile flange | - | - | 790112 |
| Stereo transducers for bathtubs and whirltubs | - | - | 791818 |