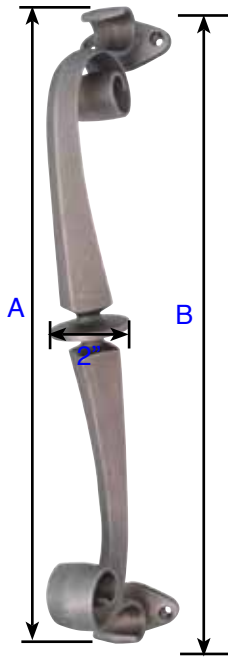


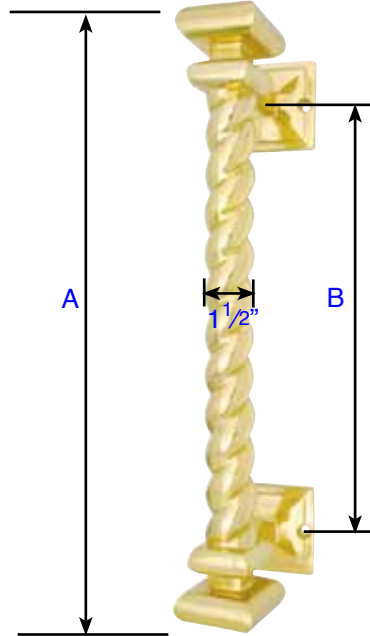
Spindle Style (86065)

A = 18"
B = 12 1/4" Screw-to-Screw
Projection: 4 3/4"
Base: 2 3/4" Diameter



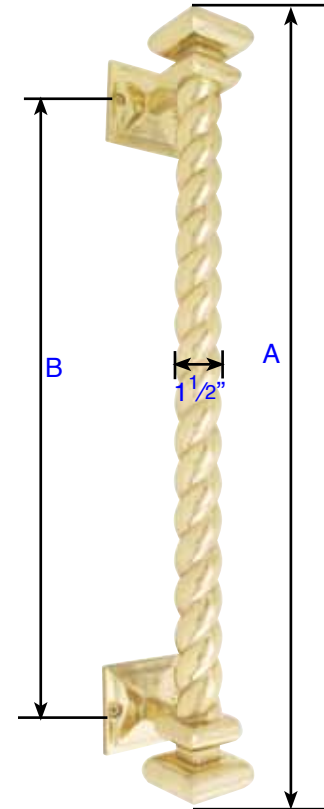
Scroll Style (86066)

A = 18"
B = 16" Screw-to-Screw
Projection: 4 3/4"
Base: W = 3", H = 1 5/8"



Rope Style (86064)

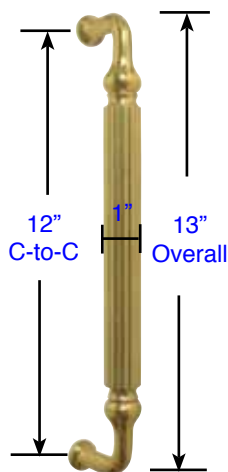
A = 18"
B = 4 7/32" Screw-to-Screw
Projection: 4"
Base: 2 5/8" Squared



Rope Style (86083)

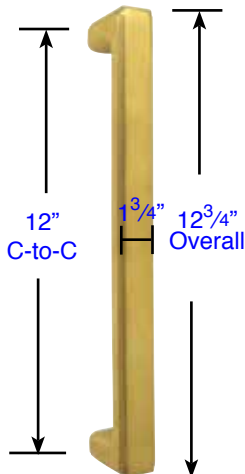
A = 24"
B = 20 7/32" Screw-to-Screw
Projection: 4"
Base: 2 9/16" Squared

Screw Specifications - Brass 18" & 24" Pulls



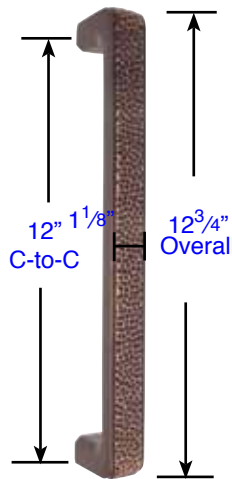
Knoxville Pull
PVD-Lifetime

Projection: 2 1/2"
Clearance: 1 1/2"



Wilshire Pull
PVD-Lifetime

Projection: 2 1/8"
Clearance: 1 3/8"



Arts & Crafts Pull
Oil Rubbed Bronze

Projection: 2 1/8"
Clearance: 1 3/8"

Screw Specifications - Brass 12" Pulls

Standard Components:
• 1", 10-32 Screws
• 1", 14-20 Screws
• Inserts for 14-20 screws
• Inserts for 10-32 screws

Standard Components:
• #10, 1" Wood Screws