



300107 OBB
Finish: Oil Brushed Bronze™
Blades: Cherry



44"
CANFIELD™



300107 NI
Finish: Brushed Nickel
Blades: Cherry



300107 WH
Finish: White
Blades: White

OPTIONAL CONTROLS



337214
337001WH
370039MUL
337012WH/IV/ALM
370040

3R400 NI, OBB, WH
COOLTOUCH™ REVERSIBLE
CONVERSION SYSTEM




See pages 326, 327, 329 for more information

INCLUDED CONTROL



PULL CHAIN
★ 3 Forward Speeds
★ Manual Reverse

BLADE SPECS

Fan Finish	Blade Finish	Part No.
 NI Brushed Nickel	Cherry	FB300107NI
	Walnut	FB300107NI
 OBB Oil Brushed Bronze™	Cherry	FB300107OBB
	Walnut	FB300107OBB
 WH White Powder Coat	White	FB300107WH

INCLUDED

- ★ **BLADES** (5) Included ★ 16° Pitch ★ 44" Sweep Reversible ★ Wood
- ★ **DOWNRODS** 6" Downrod with 1" (O.D.)
- ★ **DOWNLIGHT** N/A
- ★ **DOWNLIGHT GLASS** N/A
- ★ **OPTIONAL DOWNLIGHT** Optional Light Kits Available, see pages 302-314
- ★ **UPLIGHT** N/A ★ **UPLIGHT GLASS** N/A
- ★ **LOW CEILING ADAPTABLE** Yes, see our Optional Flush Mount Accessory 337008 on page 331
- ★ **CONTROL** Pull Chain

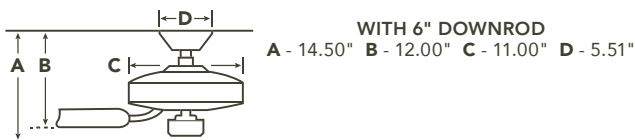
FAN SPECS

- ★ **MOUNTING SLOPE – PITCH** 30° or 7/12
- ★ **LEAD WIRE** 78" ★ **cUL LISTED** Indoor
- ★ **HANGING WEIGHT** 18.6 lbs.
- ★ **WARRANTY** Limited Lifetime

MOTOR SPECS

- ★ **MOTOR SIZE/ TYPE** 172mm x 20mm, AC
- ★ **AMPS** 0.52 on High ★ **RPM** 187 on High
- ★ **ENERGY STAR** N/A

HANGING MEASUREMENTS



AIRFLOW 4182 Cubic Ft. Per Minute on High	POWER USAGE 58 Watts on High (Excludes Lights)	AIRFLOW EFFICIENCY 72 Cubic Ft. Per Minute Per Watt
--	---	--



300103 NI
Finish: Brushed Nickel
Blades: Cherry

30"
CANFIELD™



300103 WH
Finish: White
Blades: White



300103 OBB
Finish: Oil Brushed Bronze™
Blades: Walnut



OPTIONAL CONTROLS



370039MUL
337012WH/IV/ALM
370040

337214

COOLTOUCH™ CONTROL SYSTEM – BASIC

See pages 326 and 329 for more information

INCLUDED CONTROL

PULL CHAIN

- ★ 3 Forward Speeds
- ★ Manual Reverse



INCLUDED

- ★ **BLADES** (5) Included ★ 24° Pitch ★ 30" Sweep Reversible ★ UV Coated Wood
- ★ **DOWNRODS** 6" Downrod with 1" (O.D.)
- ★ **DOWNLIGHT** N/A
- ★ **DOWNLIGHT GLASS** N/A
- ★ **OPTIONAL DOWNLIGHT** Accessory Light Kits Available, see pages 302-314
- ★ **UPLIGHT** N/A ★ **UPLIGHT GLASS** N/A
- ★ **LOW CEILING ADAPTABLE** Yes, Flush Mount Canopy Included
- ★ **CONTROL** Pull Chain

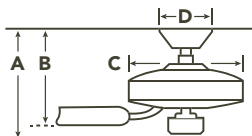
FAN SPECS

- ★ **MOUNTING SLOPE – PITCH** 22° or 4/12
- ★ **LEAD WIRE** 78" ★ **cUL LISTED** Damp
- ★ **HANGING WEIGHT** 14.8 lbs.
- ★ **WARRANTY** Limited Lifetime

MOTOR SPECS




- ★ **MOTOR SIZE/ TYPE** 153mm x 17mm, AC
- ★ **AMPS** 0.39 on High ★ **RPM** 230 on High
- ★ **ENERGY STAR** N/A

HANGING MEASUREMENTS



WITH 6" DOWNROD
A - 14.00" B - 12.00" C - 9.75" D - 6.02"
FLUSH MOUNT
A - 8.50" B - 6.50" C - 9.75" D - 6.02"

BLADE SPECS

Fan Finish	Blade Finish	Part No.
 NI Brushed Nickel	Cherry	FB300103NI
	Walnut	FB300103NI
 OBB Oil Brushed Bronze™	Cherry	FB300103OBB
	Walnut	FB300103OBB
 WH White Powder Coat	White	FB300103WH

<p>AIRFLOW</p> <p>2266 Cubic Ft. Per Minute on High</p>	<p>POWER USAGE</p> <p>47 Watts on High (Excludes Lights)</p>	<p>AIRFLOW EFFICIENCY</p> <p>48 Cubic Ft. Per Minute Per Watt</p>
--	---	--