

BATH FAUCET TRIM K-T10292


Features

- Brass construction
- Bath- or deck-mount
- Lever handles
- 7" (17.8 cm) spout with slip-fit connection and diverter knob

Codes/Standards Applicable

Specified model meets or exceeds the following:



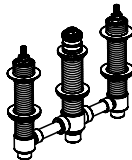
- IAPMO/UPC
- ASME A112.18.1/CSA B125.1
- ADA



Colors/Finishes

- CP: Polished Chrome
- Other: Refer to Price Book for additional colors/finishes

Specified Model

Model	Description	 ADA		 ADA	
K-T10292-4	Faucet with sculpted lever handles	<input type="checkbox"/> CP	<input type="checkbox"/> Other_____		
K-T10292-4A	Faucet with traditional lever handles			<input type="checkbox"/> CP	<input type="checkbox"/> Other_____
Required Accessory					
K-438-K	1/2" High-flow ceramic disc valve system with integral diverter	<input type="checkbox"/> NA			
Optional Accessories				Colors/Finishes	
K-10286	Handshower	<input type="checkbox"/> CP	<input type="checkbox"/> Other_____		
K-368	Deck handshower holder	<input type="checkbox"/> CP	<input type="checkbox"/> Other_____		

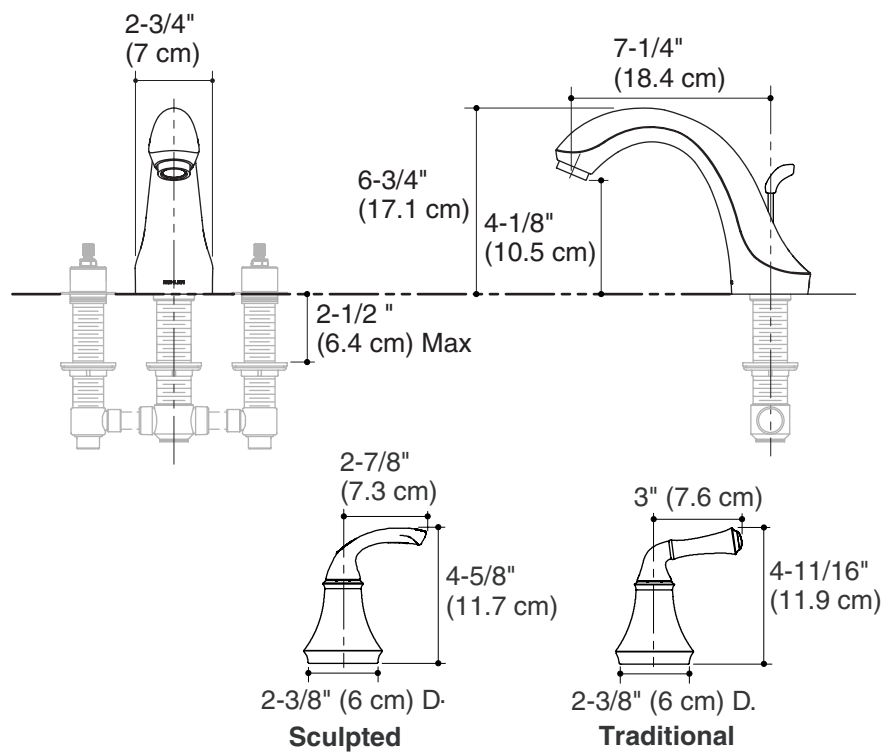
Product Specification

Two-handle bath- or deck-mount bath faucet trim shall be of brass construction. Product shall install to bath or finished deck. Product shall include a 7" (17.8 cm) spout with slip-fit connection and diverter knob. Product shall include lever handles. Faucet trim shall be Kohler Model K-T10292-_____-_____- and valve system shall be Kohler Model K-438-K-NA.

FORTÉ®

Installation Notes

Install this product according to the installation guide.



Product Diagram