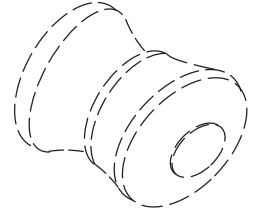


**BATH AND SHOWER VALVE TRIM
K-T15225**

FEATURES

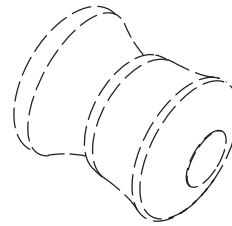
- Metal construction
- Reversible 1/2" quarter-turn washerless ceramic disc valves
- Lever or acrylic handles



CODES/STANDARDS APPLICABLE

Specified model meets or exceeds the following:




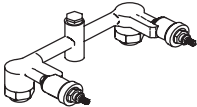
- ASME/ANSI A112.18.1M
- CSA International B125
- IAPMO/UPC



COLORS/FINISHES

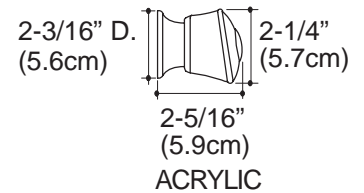
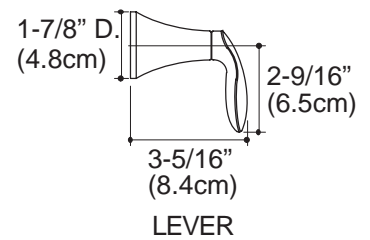
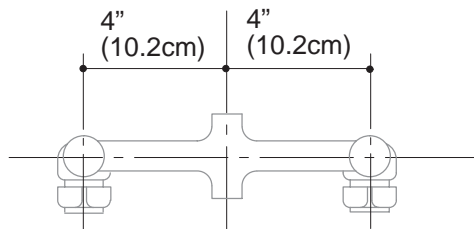
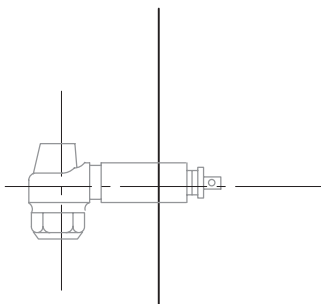
- CP Polished Chrome
- PB Polished Brass

SPECIFIED MODEL: For complete faucet, both faucet trim and mixing valve must be specified.

Model	Description	 	
K-T15225-4	Bath and Shower Lever Handle Valve Trim	<input type="checkbox"/> CP <input type="checkbox"/> PB	
K-T15225-7	Bath and Shower Acrylic Handle Valve Trim		<input type="checkbox"/> CP <input type="checkbox"/> PB
Required Accessory			
K-302-K	2-Handle 1/2" Ceramic Disc Valve System	<input type="checkbox"/> NA	

PRODUCT SPECIFICATION:

Two-handle bath and shower valve trim shall be of metal construction. Faucet shall feature reversible 1/2" quarter-turn washerless ceramic disc valves, assuring positive handle stop positioning. Product shall include lever or acrylic handles. Faucet shall be Kohler Model K-T15225-_____ and valve system shall be Kohler Model K-302-K-NA.



PRODUCT DIAGRAM