

★ Roman Coach

ENJOY OUTDOOR SETTINGS WITH CLEAR SEEDED GLASS PANELS IN A SOLID BRASS CONSTRUCTION.

Product No.	Finish	Description	Size	Lamp(s)
P5565-20 P5565-31	Antique Bronze Black	One-light lantern. Chain and ceiling mounts included.	7" dia., 13" ht. Overall ht. w/chain 36"; wire 10'. Ceiling mount ht. 12-3/4".	1 medium base, 100w max.
P5773-20	Antique Bronze	One-light wall lantern. Can be used with or without tail	5-3/4" W., 18-1/4" ht. w/tail. 13-1/2" ht. w/o tail. Extends 5-3/4". H/CTR 7-1/4".	1 medium base, 100w max.
P5777-20	Antique Bronze	One-light wall lantern	7" W., 12-1/2" ht. Extends 7-1/4". H/CTR 4".	1 medium base, 100w max.
P6019-20 P6019-31	Antique Bronze Black	Two-light flush mount	11" W., 6-3/8 ht.	2 medium base lamps, each 60w max.



P6019-31



P5565-31
(chain mount)



P5565-20
(chain mount)



P6019-20



P5773-20
(shown with tail)



P5773-20
(shown without tail)



P5777-20

★ Roman Coach

ENJOY OUTDOOR SETTINGS WITH CLEAR SEEDED GLASS PANELS IN A SOLID BRASS CONSTRUCTION.

Product No.	Finish	Description	Size	Lamp(s)
P5762-20 P5762-31	Antique Bronze Black	One-light wall lantern	6" W., 9-1/2" ht. Extends 6-1/2". H/CTR 3-1/2".	1 medium base, 100w max.
P5765-20 P5765-31	Antique Bronze Black	One-light wall lantern	7" W., 14-1/4" ht. Extends 7-1/4". H/CTR 6-7/8".	1 medium base, 100w max.
P5767-20 P5767-31	Antique Bronze Black	One-light wall lantern. Can be used with or without tail.	7" W., 24-1/2" ht. w/tail. 19-1/4" ht. w/o tail. Extends 7". H/CTR 16-1/4".	1 medium base, 100w max.
P6417-20 P6417-31	Antique Bronze Black	One-light post lantern	8.5" W., 22-1/2" ht. Fits 3" post (order separately).	1 medium base, 100w max.



P5767-20
(shown with tail)



P5765-20



P5765-31



P5767-20
(shown without tail)



P5767-31



P5762-20



P5762-31



P6417-20







P6417-31

See page 285 for additional chain,
and page 589 for posts.

★ Coach CFL

A TIMELESS STYLE WITH ENVIRONMENTALLY FRIENDLY BENEFITS. ETCHED GLASS IN BRUSHED NICKEL, ANTIQUE BRONZE OR BLACK FINISHES. SOLID BRASS CONSTRUCTION.

Product No.	Finish	Description	Size	Lamp(s)	
P5766-09	Brushed Nickel	One-light	6" W., 9-7/8" ht.	1 GU24	
P5766-20	Antique Bronze	wall lantern	Extends 7".	CFL lamp	
P5766-31	Black		H/CTR 3-1/2".	26w max	
P5770-09	Brushed Nickel	One-light	7" W., 15-3/8" ht.	1 GU24	
P5770-20	Antique Bronze	wall lantern	Extends 7-1/4".	CFL lamp	
P5770-31	Black		H/CTR 6-7/8".	26w max	
P5772-09	Brushed Nickel	One-light	7" W., 26-3/8" ht. w/tail	1 GU24	
P5772-20	Antique Bronze	wall lantern	19-1/4" ht. w/o tail.	CFL lamp	
P5772-31	Black		Extends 6-7/8". H/CTR 16-1/4".	26w max	
P6413-09	Brushed Nickel	One-light CFL	22" W., 9-1/2" dia.	1 GU24	
P6413-20	Antique Bronze	post lantern	Fits 3" post (order separately).	CFL lamp	
P6413-31	Black			26w max	

** Can mount with or without tail.



P5766-09



P5766-31



P5766-20



P5770-09



P5770-31



P5770-20



P5772-09
(shown with tail)



P5772-31
(shown with tail)



P5772-20
(shown without tail)



P5770-09



P5770-31



P5770-20



P6413-31



P6413-09



P6413-20



ETCHED GLASS WITH LINEAR FEATURES
BRUSHED NICKEL, ANTIQUE BRONZE OR BLACK FINISHES.

Product No.	Finish	Description	Size	Lamp(s)
P5985-09WB	Brushed Nickel	One-light wall lantern	4-5/8" W., 10" ht.	1 26w GU24 CFL lamp (included)
P5985-20WB	Antique Bronze		Extends 6-1/8".	
P5985-31WB	Black		H/CTR 2-3/4".	
P5986-09	Brushed Nickel	One-light wall lantern	4-5/8" W., 8-1/2" ht.	1 GU24 CFL lamp
P5986-20	Antique Bronze		Extends 6-1/8".	
P5986-31	Black		H/CTR 2-3/4".	
P6020-09	Brushed Nickel	Two-light close-to-ceiling	11" W., 6-1/8" ht.	2 GU24 CFL lamp
P6020-20	Antique Bronze			
P6020-31	Black			



P6020-31



P6020-20



P5985-31WB



P5985-09WB



P5985-20WB



P5986-09



P5986-20



P5986-31

See page 285 for additional chain,
and page 589 for posts.