



300105 NI
Finish: Brushed Nickel
Blades: Walnut

60"
WHITMORE



300105 TZ
Finish: Tannery Bronze™
Blades: Cherry



300105 WH
Finish: White Powder Coat
Blades: White



300105 OBB
Finish: Oil Brushed Bronze™
Blades: Cherry



OPTIONAL CONTROLS



337001WH
370039MUL
337010WH/IV/ALM
337011WH/IV/ALM
337012WH/IV/ALM
370032MUL

337214

COOLTOUCH™ CONTROL SYSTEM – BASIC

See page 320-322 for more information

INCLUDED CONTROL

PULL CHAIN

- ★ 3 Forward Speeds
- ★ Manual Reverse



INCLUDED

- ★ **BLADES** (5) Included ★ 18° Pitch ★ 60" Sweep Reversible ★ Wood
- ★ **DOWNRODS** 4" Downrod with 1" (O.D.)
- ★ **DOWNLIGHT** N/A
- ★ **DOWNLIGHT GLASS** N/A
- ★ **OPTIONAL DOWNLIGHT** Accessory Light Kits Available, see pages 298-311
- ★ **UPLIGHT** N/A ★ **UPLIGHT GLASS** N/A
- ★ **LOW CEILING ADAPTABLE** Yes, see our Optional Flush Mount Kit 337008 on page 323

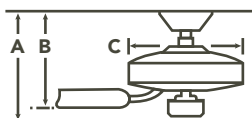
FAN SPECS

- ★ **MOUNTING SLOPE – PITCH** 30° or 7/12
- ★ **LEAD WIRE** 78" ★ **cUL LISTED** Indoor
- ★ **HANGING WEIGHT** 27.50 lbs.
- ★ **WARRANTY** Limited Lifetime

MOTOR SPECS




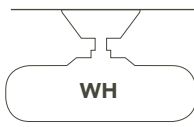
- ★ **MOTOR SIZE/ TYPE** 212mm x 35mm, AC
- ★ **AMPS** 0.55 on High ★ **RPM** 120 on High
- ★ **ENERGY STAR** Yes

HANGING MEASUREMENTS



WITH 4" DOWNROD
A - 14.00" B - 12.00" C - 11.75"

BLADE SPECS

Fan Finish	Blade Finish	Part No.
 NI Brushed Nickel	Cherry	FB300105NI
	Walnut	FB300105NI
 OBB Oil Brushed Bronze™	Cherry	FB300105OBB
	Walnut	FB300105OBB
 TZ Tannery Bronze™	Cherry	FB300105TZ
	Teak	FB300105TZ
 WH White	White	FB300105WH

<p>AIRFLOW</p> <p>5931 Cubic Ft. Per Minute on High</p>	<p>POWER USAGE</p> <p>65 Watts on High (Excludes Lights)</p>	<p>AIRFLOW EFFICIENCY</p> <p>91 Cubic Ft. Per Minute Per Watt</p>
--	---	--