

Catalog Number	
Notes	Type

6" LED Housing

FEATURES & SPECIFICATIONS

INTENDED USE

Recessed housing rated IC or Non-IC. For remodel construction only.
 Approved for factory assembled wiring only.
 Approved for direct burial in insulation.

CONSTRUCTION

Air-tight standard. Tested to meet current energy codes.
 Aluminum housing with three remodel clips for installation in existing plaster, sheet rock or mechanical ceilings.
 Heavy-gauge galvanized steel raceway arm.
 Galvanized steel junction box with four built-in romex clamps, five 1/2" knockouts with slots for pryout. Not suitable for pulling wires.
 Maximum 4 (2 in, 2 out) No. 12 AWG conductors. Rated for 90° C.
 Ground wire provided.
 Removable J-box door for easy access.

Trim retention (TOR): Two-side mounted torsion springs on the trim and 2 receiving brackets in the can ensure a consistently tight fit with the ceiling.

ELECTRICAL

Quick disconnect provided for connection of Reality module.
 Paint overspray masked by disposable disconnect plug.
 Housing and Reality combination is IC rated and thermally protected.
 120 volts only.

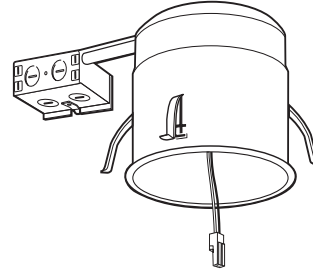
INSTALLATION

Air-tight housing suitable for air-tight installations. Refer to energy codes for proper installations.
 2 x 8 existing ceiling or T-bar ceiling panel installation.
 Clip adjustment on housing (up to 1-1/4") allows for flush mounting with ceiling face.

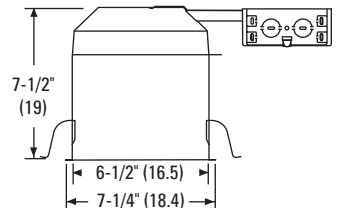
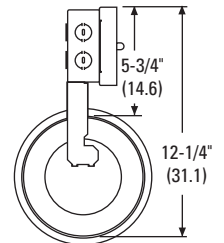
LISTING

U.L. Listed to U.S. and Canadian safety standards. Wet location listed; Title 24 compliant.

L7XRLED T24



LED
 IC/Non-IC
 Remodel Construction



Specifications

Height: 7-1/2 (19.1)
 Length: 12-1/4 (31.1)
 Width: 7-1/2 (19)
 Ceiling opening: 6-7/8 (17.5)
 All dimensions are inches (centimeters).

ORDERING INFORMATION

For shortest lead times, configure product using standard options (**shown in bold**).

Example: L7XRLED T24

L7XRLED T24

Series

L7XRLED T24

Accessories:

Order as separate catalog number.

ATK6 R6 6" Air-tight trim kit

HS6875 6-7/8" Hole Saw

REAL6 Series 6" LED L7XRLED T24 Reflector Trims

Open Narrow flange (Wet location)

*For plastic flange add suffix PFMW (matte white) or PFBL (black)



REAL6 D6MW	Matte white
REAL6 D6A	Clear diffuse
REAL6 D6AZ	Clear specular
REAL6 D6BN	Brushed nickel
REAL6 D6BLZ	Black specular
REAL6 D6BZA	Antique bronze
REAL6 D6ORB	Oil-rubbed bronze
REAL6 D6WT	Wheat diffuse
IC/NON-IC	600 lumens, 12.0 watts



Open Narrow flange (Wet location)

*For plastic flange add suffix PFMW (matte white) or PFBL (black)



REAL6 D6MW ESL	Matte white
REAL6 D6A ESL	Clear diffuse
REAL6 D6AZ ESL	Clear specular
REAL6 D6BN ESL	Brushed nickel
REAL6 D6BLZ ESL	Black specular
REAL6 D6BZA ESL	Antique bronze
REAL6 D6ORB ESL	Oil-rubbed bronze
REAL6 D6WT ESL	Wheat diffuse
IC/NON-IC	700 lumens, 11.2 watts

