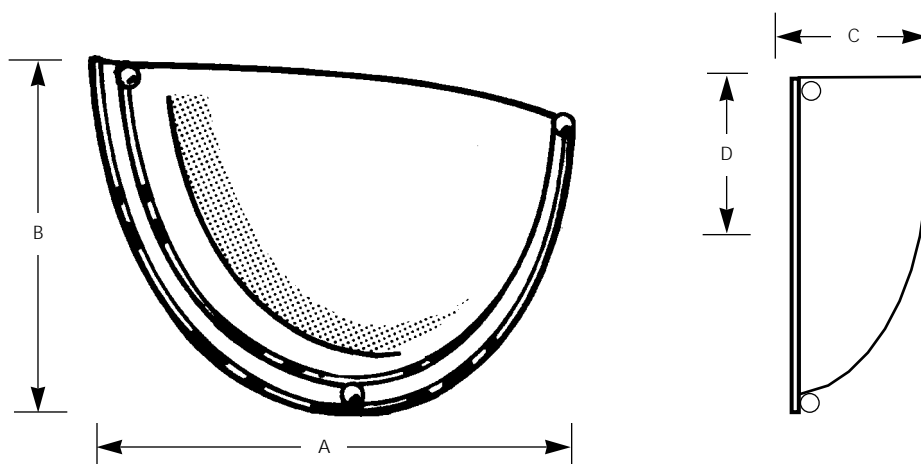


Type \_\_\_\_\_  
-10  
P7166

Catalog No.	Finish Polished Brass	Dimensions (Inches)			
		A	B	C	D
P7166	-10	16-1/2	8-1/4	3-7/8	3



**Specifications:**

General

- White acrylic wall pocket
- Polished Brass (-10) decorative accents
- Stepped off wall for halo effect
- Direct-Indirect illumination
- Complies with "Americans with Disabilities Act" - ADA
- Locks in place for safety
- Interchangeable with other wall pockets diffusers

Mounting

- Wall mounting
- Horizontal mount
- Must be used with wall box or back plate. See P3TG, P4TG or P7200-30

Electrical

- Refer to wall box or back plate specifications

# P5 / P7166-10

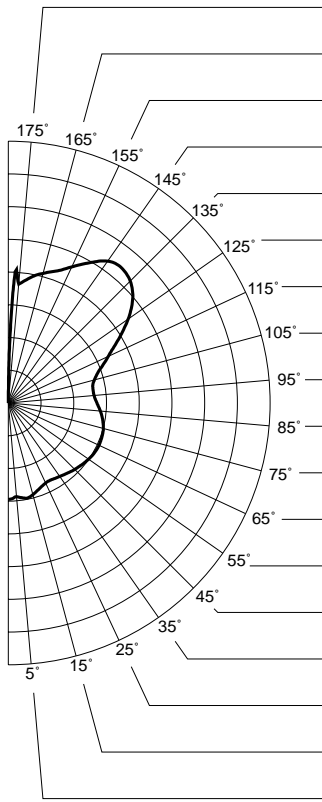
Report No. 99100

No. Lamps: 1 Type Lamp: CF26 TRIPLE SYLVANIA Total Lumens: 1800

Fixture Efficiency: 70.7%

S/MH Ratio: 1.4

## DISTRIBUTION CURVE



## INTENSITY DATA

DEGREES	CANDELA
180	0
175	109
170	117
165	123
160	129
155	138
150	148
145	159
140	162
135	158
130	149
125	134
120	117
115	101
110	89
105	82
100	79
95	79
90	81
85	85
80	88
75	90
70	91
65	92
60	91
55	90
50	88
45	86
40	84
35	82
30	81
25	81
20	83
15	87
10	89
5	86
0	89

## ZONAL CAVITY COEFFICIENTS OF UTILIZATION

Effective Floor Cavity Reflectance 0.20

RC	80				70				50				30				10				0			
	RW	70	50	30	10	70	50	30	10	50	30	10	50	30	10	50	30	10	50	30	10	0		
0	75	75	75	75	68	68	68	68	56	56	56	45	45	45	35	35	35	31						
1	66	61	58	54	59	56	53	50	45	43	41	36	34	32	27	26	25	20						
2	59	52	47	42	53	47	43	39	38	35	32	30	27	25	22	21	19	15						
3	53	45	39	34	48	41	36	31	33	29	26	26	23	20	19	17	15	12						
4	48	39	33	28	43	36	30	26	29	25	21	23	19	17	17	14	12	9						
5	44	35	28	24	40	32	26	22	26	21	18	20	17	14	15	12	10	8						
6	40	31	25	20	36	28	23	18	23	18	15	18	15	12	13	11	9	7						
7	37	28	22	17	33	25	20	16	20	16	13	16	13	10	12	9	8	6						
8	34	25	19	15	31	23	18	14	19	14	11	15	11	9	11	8	7	5						
9	32	23	17	13	29	21	16	12	17	13	10	13	10	8	10	8	6	4						
10	30	21	15	12	27	19	14	11	16	12	9	12	9	7	9	7	5	4						

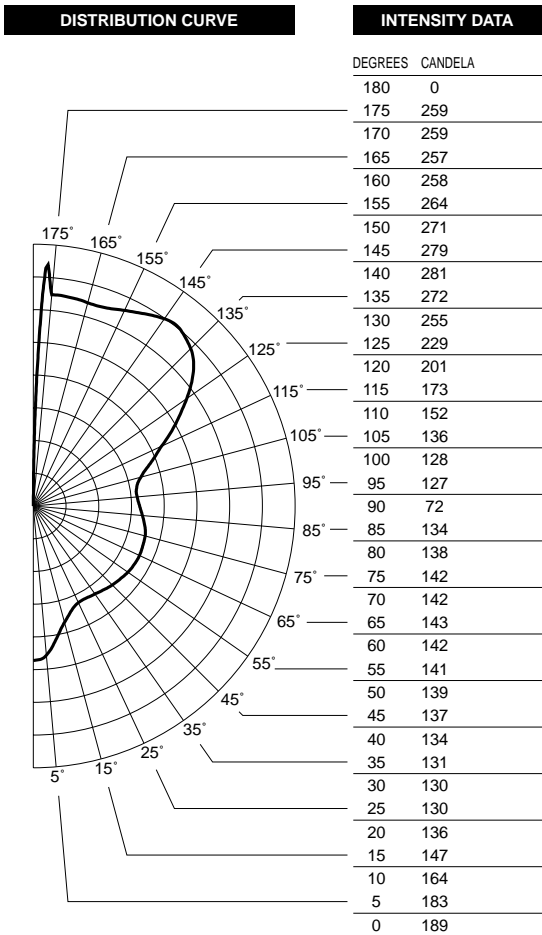
# P5 / P7166-10

Report No. 99124

No. Lamps: 1 Type Lamp: CF42 TRIPLE SYLVANIA Total Lumens: 3200

Fixture Efficiency: 66.8%

S/MH Ratio: 1.0



ZONAL CAVITY COEFFICIENTS OF UTILIZATION																								
Effective Floor Cavity Reflectance 0.20																								
RC	80				70				50				30				10				0			
	RW	70	50	30	10	70	50	30	10	50	30	10	50	30	10	50	30	10	0					
0	70	70	70	70	64	64	64	64	52	52	52	42	42	42	32	32	32	27						
1	62	58	55	51	56	53	50	47	42	40	38	33	32	30	25	23	22	18						
2	55	49	44	40	50	45	40	37	36	33	30	28	26	23	20	19	17	14						
3	50	43	37	33	45	39	34	30	31	27	24	24	21	19	17	15	14	11						
4	45	37	31	27	41	34	29	25	27	23	20	21	18	16	15	13	11	9						
5	41	33	27	23	37	30	25	21	24	20	17	19	16	13	13	11	10	7						
6	38	29	24	19	34	27	21	18	21	17	14	17	14	11	12	10	8	6						
7	35	26	21	17	32	24	19	15	19	15	13	15	12	10	11	9	7	5						
8	32	24	18	15	29	22	17	13	18	14	11	14	11	9	10	8	6	5						
9	30	22	16	13	27	20	15	12	16	12	10	13	10	8	9	7	6	4						
10	28	20	15	11	25	18	13	10	15	11	9	12	9	7	9	6	5	4						