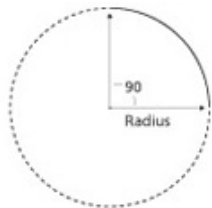


Pre-Bent 90° Curve Two Circuit MonoRail



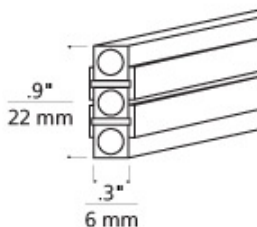
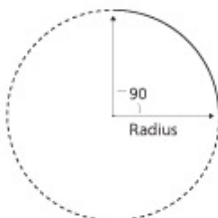
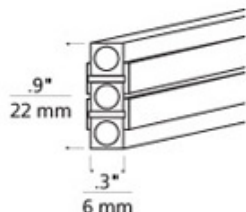
DESCRIPTION

Two-Circuit MonoRail bends very easily by hand to almost any imaginable shape, but the pre-bent 90° curve makes Two-Circuit MonoRail even easier to install. Horizontal 90° curves are sold by radius, or the distance from the center of the circle to the outside edge. Join four 90° curves to create a circle with a diameter (overall width) equal to twice the specified radius. Rated for 300 watts per circuit at 12 volts. Each piece of rail is shipped with conductive connectors to join rail pieces end to end. Order additional connectors if cutting and rejoining rails.

WEIGHT

0.32-1.62lb / 0.15-0.73kg

ORDERING INFORMATION



700MO2BH90	SHAPE OR SIZE	COLOR	FINISH
12	PRE-BENT 90° CURVE	BR BROWN CLEAR	Z ANTIQUE BRONZE
18	PRE-BENT 90° CURVE		C CHROME
24	PRE-BENT 90° CURVE		S SATIN NICKEL
36	PRE-BENT 90° CURVE		
48	PRE-BENT 90° CURVE		
60	PRE-BENT 90° CURVE		



TECH LIGHTING®

7400 Linder Avenue T 847.410.4400
Skokie, Illinois 60077 F 847.410.4500

www.techlighting.com

700MO2BH90 _____

FIXTURE TYPE: _____

JOB NAME: _____

NOTES: _____

