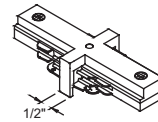


"I" Connector Model J2-I

Description: Straight line connector used to join two sections of track. Power runs through both sections.

Finishes: Black and White.
Listings: UL and CUL listed.

For two circuit track only.

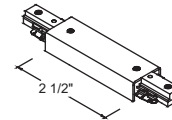


"I" Straight Line Power Connector Model J2-IPWR

Description: Used as a power entry point at the junction of two tracks. Power runs through both sections.

Finishes: Black and White.
Listings: UL and CUL listed.

For two circuit track only.

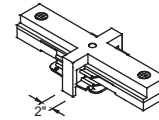


"I" Dead End Straight Line Connector Model J2-IDEC

Description: Used as a connector where power does not pass through both sections.

Finishes: Black and White.
Listings: UL and CUL listed.

For two circuit track only.

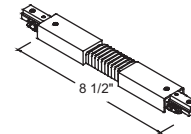


Flexible Track Connector Model J2-FLX

Description: Joins two track sections at variable angles, power feedable.

Finishes: Black and White.
Listings: UL and CUL listed.

For two circuit track only.



W.A.C. reserves the right to change details that do not affect overall function and performance.

