

## **Combustion Air System**


**Triple-wall stovepipe system  
designed to provide air for combustion  
through its components.  
UL 1777 and ULC S641.**

### **DVL®**

**Double-wall interior  
close clearance stovepipe for  
connecting woodstoves to chimney.  
ULC S641.**

### **DuraBlack®**

**Single-wall interior  
stovepipe for connecting  
woodstoves to chimney.**



## Specifications

### Combustion Air Systems for DuraTech and DuraPlus HTC Applications

Triple-wall chimney system designed to provide air for combustion through its components. Provides a 3" air intake for the appliance.

### Materials and Construction

.016" stainless steel inner wall.  
.018" galvalume middle wall.  
.018" galvalume outer, painted black.

### Clearances

6" clearance to walls. 8" clearance to ceiling on horizontal pipe that runs below the ceiling.

### Diameters

6" and 8"

### Listing

ULC-S641  
c-UL-us

### Combustion Air Systems for PelletVent Pro Applications

Multi-fuel system designed to provide air to the appliance for combustion. Provides a 3" air intake for the appliance.

### Materials and Construction

Laser-welded, double-wall pipe with a .012" inner wall of 444 stainless steel and a .018" laser-welded galvalume outer wall. Primary metal-to-metal connection seals joint. Encapsulated o-ring provides a secondary seal.

### Clearances

1" clearance to any combustibles.

### Diameters

3" and 4"

### Listing

c-UL-us (MH8381)

## UL 1777 and ULC S641 System

### Combustion Air System

The Combustion Air System (CAS) is a system designed to bring in outside combustion air directly to your wood or pellet stoves. This eliminates the use of conditioned inside air for combustion, improving the efficiency of central heating systems.

Combustion Air System is a patent-pending design that pre-heats combustion air. Inbound air is circulated through baffles around the heated areas of the support box or wall thimble. For PelletVent Pro, the pre-heated air is delivered down a wall channel to assure that the pellet vent is not cooled. For DuraTech and HTC, the pre-heated air is supplied between the stove pipe's 2nd and 3rd wall, while the 1st wall maintains high stove temperatures.

CAS enables outside air to be used as combustion air below grade. The wall thimbles for both wood and pellet stoves provide combustion air to appliances used in below grade (basement) installations. Wood stoves utilize the triple wall stove pipe. Pellet stoves utilize the adjustable air channel. CAS also minimizes down-drafts in below grade installations. It does not consume warm indoor air for combustion and not subject to oxygen starvation, poor draft and other problems associated with 'tight' energy efficient homes.

This system simplifies installation with only one wall or ceiling penetration, eliminating the need for a second penetration in the building envelope to introduce combustion air. The design is simple and elegant with decorative black finish. All products are factory finished in matte black.



## Single- and Double-Wall Stovepipe Systems

DVL double-wall or DuraBlack single-wall stovepipe completes the venting system when used with one of DuraVent's chimney products, such as DuraTech, DuraPlus, or DuraPlus HTC.

### DVL

DVL's double-wall, air-insulated design reduces clearances to combustibles from 18" to 6", the closest clearance to a wall of any connector pipe. DVL improves stove performance by maintaining high flue gas temperatures for a strong, steady draft. Because the inner wall is stainless steel the flue heats up faster, stays hot longer, minimizes the formation of creosote, and has the same life expectancy as the chimney. Adjustable lengths eliminate the need for cutting or crimping.

Required for Manufactured Home installations. See appliance manufacturer's installation instructions.

### DuraBlack

For an economical, drip free, single-wall stovepipe, DuraBlack is an excellent choice. Built to DuraVent's high standards, DuraBlack is constructed with die-formed end fittings. Adjustable lengths eliminate the need for cutting and crimping.



## Specifications

### DVL

#### Applications

Double-wall interior stovepipe for connecting wood stoves to manufactured chimney.

#### Materials and Construction

.016" stainless steel inner wall.  
.018" galvanized outer, painted black.

#### Clearances

6" clearance to walls. 8" clearance to ceilings, including cathedral ceilings.

#### Diameters

6"-8"

#### Listings

c-UL-us listed to ULC S641 (MH14089).



### DuraBlack

#### Applications

Single-wall interior stovepipe for connecting wood stoves to manufactured chimney.

#### Materials and Construction

24-gauge steel construction.  
Lock-seamed. Painted black.

#### Diameters

6"-10"

### DuraBlack Stainless Steel

#### Applications

Single-wall interior stovepipe for connecting wood stoves to manufactured chimney.

#### Materials and Construction

.020" 430 stainless steel

#### Diameters

6" and 8"


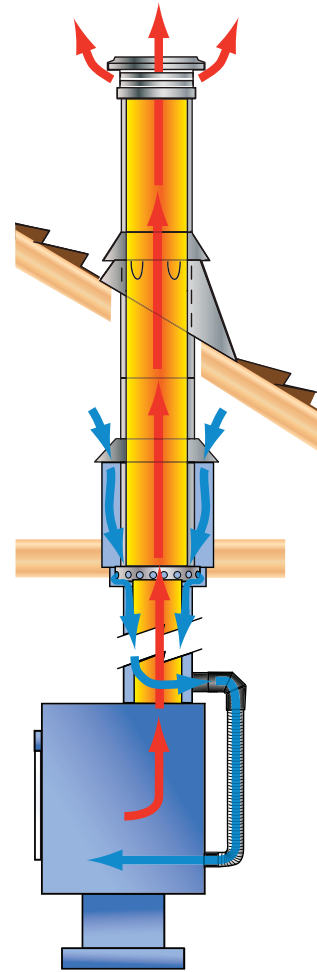
# Bring In the Fresh Air

## Combustion Air System For DuraTech and DuraPlus HTC

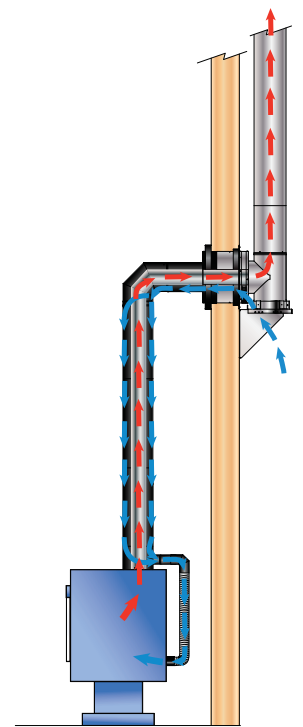
CAS system for DuraTech and DuraPlus HTC can be used with both vertical (through-the ceiling) and horizontal (through-the-wall) chimney installations. DuraTech & DuraPlus HTC CAS wood stove systems are available in 6" and 8" chimney diameters, using system specific triple-wall connector pipe, elbows, and tees to deliver combustion air to the appliance from outside the room through the chimney penetration, eliminating the need for a separate penetration in the structure for combustion air intake.

### Ceiling Support Box

Fresh air is drawn and warmed through the top of the ceiling support box in the attic. The air continues down an inner chamber of the combustion air stove pipe, and stubs out at the top of the stove or tee. Aluminum flex completes the connection to the appliance.

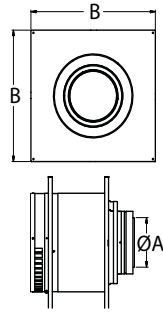


Vertical Installations



Horizontal Installations

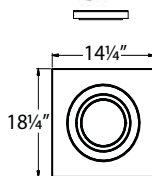
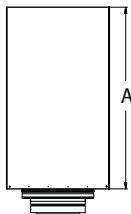
### Combustion Air Wall Thimble



Provides connection between DuraTech or DuraPlus HTC chimney systems and the Combustion Air Stovepipe. Adjusts to fit wall thicknesses from 5 1/2" to 10". Extends into room 6". Painted black. Patent-pending.

DURATECH		
SIZE	6"	8"
A	6"	6"
B	16"	18"
ORDER #	6CAS-WTDT	8CAS-WTDT
STOCK #	810000865	810000879
DURAPLUS HTC		
SIZE	6"	8"
A	6"	6"
B	16"	18"
ORDER #	6CAS-WHTC	8CAS-WHTC
STOCK #	810000866	810000880

### Combustion Air Ceiling Support w/ Collar



Provides connection between DuraTech or DuraPlus HTC chimney systems and the Combustion Air Stovepipe. Available in 24" or 36" heights, the Ceiling Support Box acts as an attic insulation shield with the addition of a Storm Collar. Ceiling Support extends a total of 7-1/2" below the ceiling. Black.

DURATECH				
SIZE	6"	6"	8"	8"
A	24"	36"	24"	36"
ORDER #	6CAS-CS24DT	6CAS-CS36DT	8CAS-CS24DT	8CAS-CS36DT
STOCK #	810000867	810000869	810000881	810000883
DURAPLUS HTC				
SIZE	6"	6"	8"	8"
A	24"	36"	24"	36"
ORDER #	6CAS-CS24HTC	6CAS-CS36HTC	8CAS-CS24HTC	8CAS-CS36HTC
STOCK #	810000868	810000870	810000882	810000884

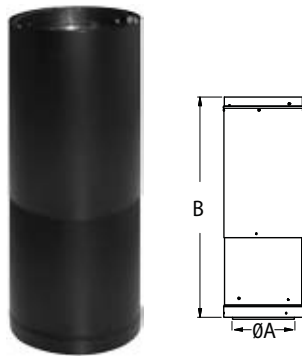
### Combustion Air Stovepipe



Used to connect the stove to either the DuraTech or DuraPlus HTC chimney systems. Exhaust gases are carried within the inner wall, and combustion air is conducted from the Support Box or Wall Thimble between the middle and outer walls. Available in 12" fixed lengths and three telescoping adjustable lengths (see below). Triple-wall. Painted black.

SIZE	6"	8"
A	6"	8"
ORDER #	6CAS-12	8CAS-12
STOCK #	810000871	810000885

### Combustion Air Adjustable Stovepipe



Used to connect the stove to either the DuraTech or DuraPlus HTC chimney systems. Exhaust gases are carried within the inner wall, and combustion air is conducted from the Support Box or Wall Thimble between the middle and outer walls. Available in three telescoping adjustable lengths: 14"-24", 29"-46", and 44"-68". Triple-wall. Painted black.

SIZE	6"	6"	6"	8"	8"	8"
A	6"	6"	6"	8"	8"	8"
B	14"-24"	29"-46"	44"-68"	14"-24"	29"-46"	44"-68"
ORDER #	6CAS-24A	6CAS-46A	6CAS-68A	8CAS-24A	8CAS-46A	8CAS-68A
STOCK #	810000872	810000873	810000874	810000886	810000887	810000888


### Combustion Air 45° Elbow



Use for the Combustion Air System stovepipe when an offset is needed.

SIZE	6"	8"
A	6"	8"
ORDER #	6CAS-E45	8CAS-E45
STOCK #	810000875	810000889

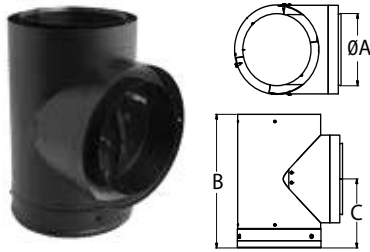
### Combustion Air 90° Elbow



Use for the Combustion Air System stovepipe when an offset is needed.

SIZE	6"	8"
A	6"	8"
ORDER #	6CAS-E90	8CAS-E90
STOCK #	810000876	810000890

### Combustion Air Tee



Use for the Combustion Air System stovepipe when attaching to rear-exit stoves.

SIZE	6"	8"
A	6"	8"
B	11 5/8"	14 1/2"
C	6 5/8"	7 1/4"
ORDER #	6CAS-T	8CAS-T
STOCK #	810000877	810000891

### Combustion Air Stove Top Kit



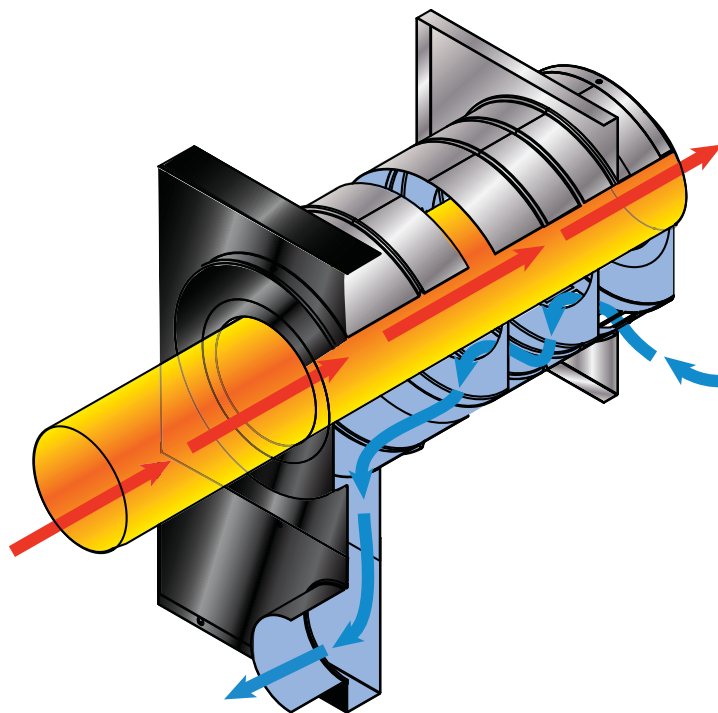
Includes CAS Stovetop Adapter, 3" Aluminum Flex, 3" to 2" Decreaser, 3" single-wall Adjustable Elbow, & Hose Clamps.

SIZE	6"	8"
ORDER #	6CAS-ADK	8CAS-ADK
STOCK #	810000878	810000892

# Bring In the Fresh Air

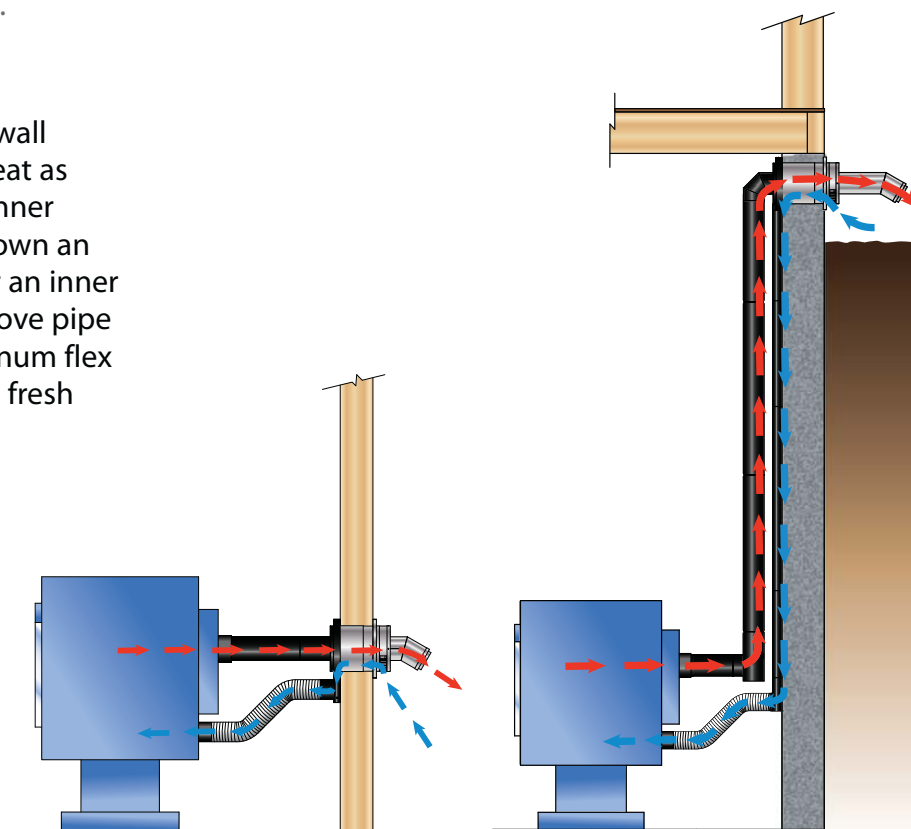
## Combustion Air System For PelletVent Pro

CAS system for PelletVent Pro can be used for horizontal (through-the-wall) installations. The CAS System cannot be used with vertical (through-the-ceiling) installations. The PelletVent Pro CAS stove system is available in 3" and 4" pellet chimney sizes. The system's pellet stove wall thimble is designed with an air channel to direct combustion air into the appliance. PelletVent Pro CAS is considered a direct vent for pellet appliances, which allows for clearances down to 12 inches to building openings, as defined by NFPA 211.



### Wall Thimble

Outside air is drawn through the wall thimble's baffles, helping it pre-heat as it comes in contact with the hot inner exhaust pipe. The air continues down an air channel (pellet vent stoves), or an inner chamber of the combustion air stove pipe (wood stoves), through the aluminum flex and into the appliance, delivering fresh combustion air.

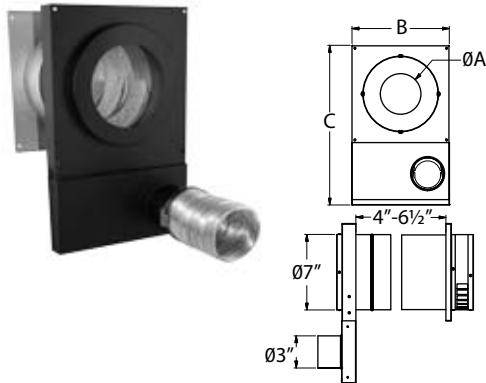


Horizontal Installations

Below Grade Installations



### Combustion Air Wall Thimble Kit



Includes Wall Thimble, Channel Adapter, Flex and 2" to a direct vent for bringing outside air for combustion through an adjustable air channel in wall thimble to appliance without cutting a second hole into the wall. Minimizes down drafts in below-grade installations. Patent-pending.

SIZE	3"	4"
A	3 3/4"	4 3/4"
B	9"	9"
C	14 3/4"	14 3/4"
ORDER #	3CAS-WTPK	4CAS-WTPK
STOCK #	810000894	810000895

### Combustion Air Adjustable Wall Channel



Telescoping Wall Channel 36"-70". Shown here attached to Combustion Air Wall Thimble Kit (not included).

SIZE	3" & 4"
ORDER #	3CAS-C70A
STOCK #	810000896

# DVL® - Double-Wall Stovepipe

## DVL Close Clearance Connector Kit



Kit includes: DVL Adapter, (2) 24" DVL Double-Wall Black Pipe, 12" DVL double-wall Adjustable Black Pipe.

Use kit to connect between appliance and chimney for a typical 8' through-the-ceiling installation.

SIZE	6"
ORDER #	6DVL-KVP
STOCK #	810000897

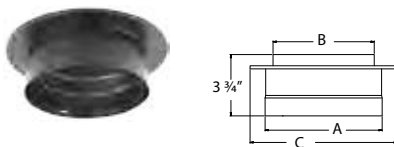
## DVL/DuraBlack Chimney Adapter w/Trim



Use to connect from double-wall DVL and/or single-wall DuraBlack to DuraTech, DuraPlus, DuraPlus HTC, and DuraLiner for a through-the-wall or ceiling support installation. Required for proper connection. Made of stainless steel.

SIZE	6"	7"	8"
A	6"	7"	8"
B	6 1/8"	7 1/8"	8 1/8"
ORDER #	6DVL-ADC	7DVL-ADC	8DVL-ADC
STOCK #	810000900	810000919	810000936

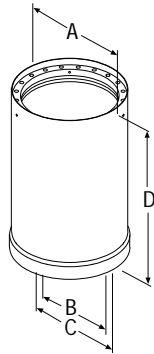
## Chimney Adapter w/Trim



Use to connect from double-wall DVL to DuraTech, DuraPlus, DuraPlus HTC, and DuraLiner for a through-the-wall or ceiling support installation. Provides a strong mechanical connection. Painted black. Adapter will work with all 6"-8" DuraPlus, 6"-8" DuraPlus HTC, and 7"-8" DuraTech installations. Adapter will work with 5"-6" DuraTech Ceiling Support Box installations only.

SIZE	6"	7"	8"
A	7 1/8"	8 1/8"	9 1/8"
B	6 1/4"	7 1/4"	8 1/4"
C	9"	11"	11"
ORDER #	6DVL-ADT	7DVL-ADT	8DVL-ADT
STOCK #	810000899	810000918	810000935

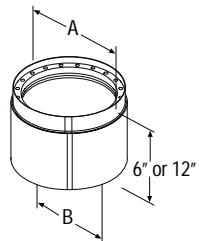
### DVL Double-Wall Black Pipe



Designed for installation with minimum clearance to combustibles (6" to walls, 8" from top of horizontal run to ceiling). Available in 6", 7", and 8" diameters. Subtract 3/4" for installed length. Constructed with a stainless steel inner wall.

SIZE		6"	7"	8"
A		7"	8"	9"
B		6"	7"	8"
C		7 1/8"	8 1/8"	9 1/8"
D		6", 12", 18", 24", & 48"		
6" LENGTH	ORDER #	6DVL-06	7DVL-06	8DVL-06
	STOCK #	810000901	810000920	810000937
12" LENGTH	ORDER #	6DVL-12	7DVL-12	8DVL-12
	STOCK #	810000902	810000921	810000938
18" LENGTH	ORDER #	6DVL-18	7DVL-18	8DVL-18
	STOCK #	810000903	810000922	810000939
24" LENGTH	ORDER #	6DVL-24	7DVL-24	8DVL-24
	STOCK #	810000904	810000923	810000940
48" LENGTH	ORDER #	6DVL-48	7DVL-48	8DVL-48
	STOCK #	810000905	810000924	810000941

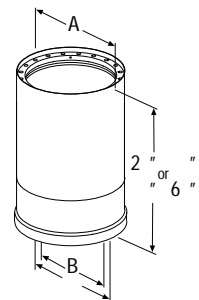
### DVL Double-Wall Adjustable Black Pipe



Use to add length to DVL pipe. 6" pipe adds 2"-5" of length, 12" pipe adds 2"-11" of length, when used with rigid sections of pipe. 12" section can be ovalized for oval-to-round appliance connector.

SIZE		6"	7"	8"
A		7"	8"	9"
B		6"	7"	8"
6" ORDER #	ORDER #	6DVL-6ADJ	7DVL-6ADJ	8DVL-6ADJ
	STOCK #	810000906	810000925	810000942
12" ORDER #	ORDER #	6DVL-12ADJ	7DVL-12ADJ	8DVL-12ADJ
	STOCK #	810000907	810000926	810000943

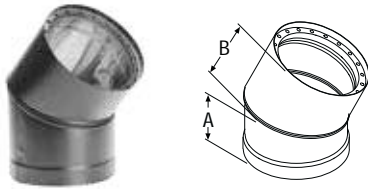
### DVL Telescoping Length



Use for a two-piece installation from stove to ceiling support box or finishing collar. Available in 29"- 46" and 40"- 68" extensions. No cutting required.

SIZE		6"	7"	8"
A		7"	8"	9"
B		6"	7"	8"
C		7 1/8"	8 1/8"	9 1/8"
29" - 48"	ORDER #	6DVL-46TA	7DVL-46TA	8DVL-46TA
	STOCK #	810000908	810000927	810000944
40" - 68"	ORDER #	6DVL-68TA	7DVL-68TA	7DVL-68TA
	STOCK #	810000909	810000928	810000945

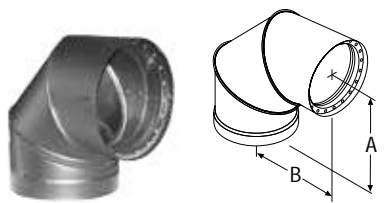
### DVL Double-Wall Black 45° Elbow



Offsets obstructions as needed. Elbows angles are adjustable.

SIZE	6"	7"	8"
A	3 1/2"	4 1/2"	5 1/2"
B	4 1/4"	5 3/8"	5 3/8"
ORDER #	6DVL-E45	7DVL-E45	8DVL-E45
STOCK #	810000910	810000929	810000946

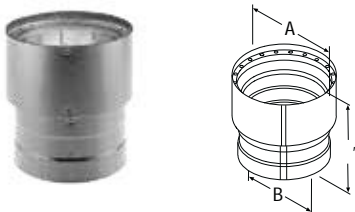
### DVL Double-Wall Black 90° Elbow



Offsets obstructions as needed. Elbows angles are adjustable. Not recommended for rear exit appliances.

SIZE	6"	7"	8"
A	6"	7"	7 1/2"
B	5 3/4"	6 3/4"	7 1/4"
ORDER #	6DVL-E90	7DVL-E90	8DVL-E90
STOCK #	810000911	810000930	810000947

### DVL Increaser



Use to increase from a smaller appliance flue outlet to larger diameter chimney or stovepipe.

SIZE	5"-6"	6"-7"	7"-8"	6"-8"
A	6"	7"	8"	8"
B	5 1/8"	6"	7"	6"
ORDER #	5DVL-X6	6DVL-X7	7DVL-X8	6DVL-X8
STOCK #	810000912	810000931	810000948	810000949

### DVL Decreaser

**\*new part\***

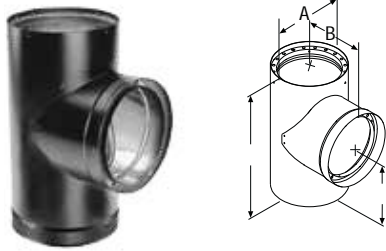


Use to decrease the appliance outlet only when approved by the appliance manufacturer or authority having jurisdiction.

**\*IMPORTANT:** The diameter of the stovepipe (connector) and chimney should match the outlet size on the appliance. Decreasing chimney diameter even 1" can affect draft and have serious negative impact of chimney performance. Please check the stove manufacturer's venting instructions closely prior to installing a DECREASER. Be careful to use these components only when appropriate.

SIZE	7"-6"	8"-7"
A	7"	8"
B	6"	7"
ORDER #	7DVL-X6	8DVL-X7
STOCK #	810006992	810006993

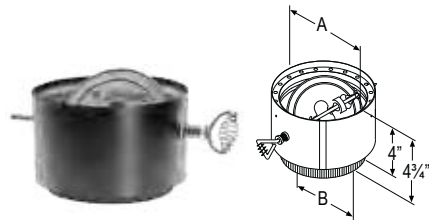
### DVL Double-Wall Black Tee w/ Clean-out Cap



Use with rear exit appliances and appliances that require a barometric damper.

SIZE	6"	7"	8"
A	7"	8"	9"
B	6"	7"	8"
ORDER #	6DVL-T	7DVL-T	8DVL-T
STOCK #	810000913	810000932	810000950

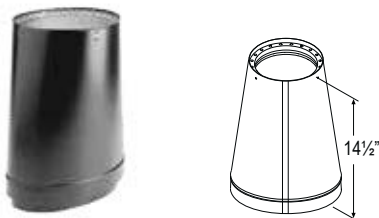
### DVL Adapter/Damper Section



Connects DVL pipe to the appliance flue outlet. Use as a stove adapter. The damper is optional. Stock # with (W/O) has no damper.

SIZE	6"	7"	8"
A	7"	8"	9"
B	5 5/8"	6 1/2"	7 1/2"
ORDER #	6DVL-ADWD	7DVL-ADWD	8DVL-ADWD
STOCK #	810000914	810000933	810000951
ORDER # W/O	6DVL-AD	7DVL-AD	8DVL-AD
STOCK #	810000915	810000934	810000952

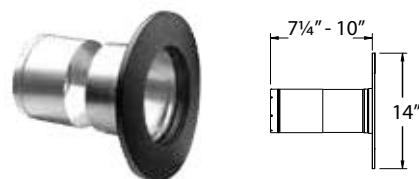
### DVL Oval-To-Round Adapter



Use on Vermont Casting appliances with oval flue collars to adapt to round pipe.

SIZE	8" OVAL TO 6" ROUND	8" OVAL TO 8" ROUND
ORDER #	6DVL-ORAD	8DVL-ORAD
STOCK #	810000916	810000953

### Masonry Thimble w/ Slip Connector



Penetrates masonry chimney for connection of DuraBlack or DVL to DuraLiner. Adapter must be used to attach the connector pipe to the masonry thimble. Pricing for Masonry Thimble with Slip connector listed under DuraLiner.

SIZE	6"	8"
ORDER #	6DLR-MTSC	8DLR-MTSC
STOCK #	810000917	810000954

# DuraBlack® - Single-Wall Stovepipe

## DuraBlack Stovepipe Kit

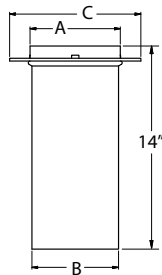


Kit includes: 14" DuraBlack Slip Connector w/Trim and (2) 24" DuraBlack Single-Wall Black Pipe.

Use kit to connect between appliance and chimney for a typical 8' through-the-ceiling installation.

SIZE	6"
ORDER #	6DBK-KSP
STOCK #	810000955

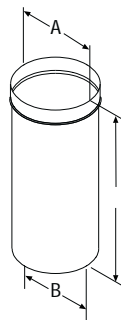
## DuraBlack Slip Connector w/Trim



Use to adapt DuraBlack pipe to ceiling support box or finishing collar. Adds 3" - 13" of length to rigid pipe. Allows drip-free installation without cutting the pipe. Can be used in line to create a telescoping combination when used with a straight length of pipe. Provides a strong mechanical connection. Adapter will work with all 6"-8" DuraPlus, 6"-8" DuraPlus HTC, and 7"-8" DuraTech installations. Adapter will work with 5"-6" DuraTech Ceiling Support Box installations only.

SIZE	6"	7"	8"
A	6 1/4"	7 1/4"	8 1/4"
B	6"	7"	8"
C	9"	11"	11"
ORDER #	6DBK-SC	7DBK-SC	8DBK-SC
STOCK #	810000957	810000983	810000997

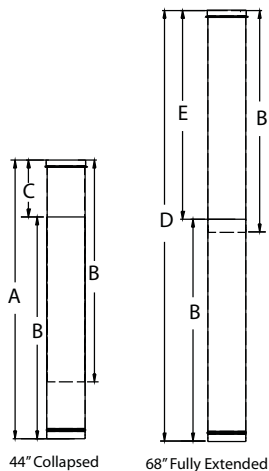
## DuraBlack Slip Connector



Use to adapt DuraBlack pipe to ceiling support box or finishing collar. Adds 3" - 13" of length to rigid pipe. Allows drip-free installation without cutting the pipe. Can be used in line to create a telescoping combination when used with a straight length of pipe. Requires screws.

SIZE	8"
A	10 3/16"
B	9 15/16"
ORDER #	10DBK-SC
STOCK #	810001019

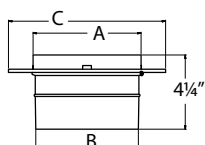
### DuraBlack Telescoping Length w/ Trim



Use for a two-piece installation. Connects directly from stove to ceiling support box or finishing collar. Adjusts from 44"- 68". No cutting required. Available in stainless steel (SS).

SIZE	6"
A	44"
B	35"
C	9"
D	68"
E	33"
ORDER #	6DBK-TL
STOCK #	810000959

### Snap-Lock Adapter w/Trim



Snaps into the ceiling support box or finishing collar and extends down to fit into stovepipe for a drip-free connection to a DuraTech, DuraPlus, DuraPlus HTC, or DuraLiner Chimney system. Provides a strong mechanical connection. Adapter will work with all 6"-8" DuraPlus, 6"-8" DuraPlus HTC, and 7"-8" DuraTech installations. Adapter will work with 5"-6" DuraTech Ceiling Support Box installations only.

SIZE	5"	6"	7"	8"
A	5 1/4"	6 1/4"	7 1/4"	8 1/4"
B	4 7/8"	5 7/8"	6 7/8"	7 7/8"
C	9"	9"	11"	11"
ORDER #	5DBK-ADSL	6DBK-ADSL	7DBK-ADSL	8DBK-ADSL
STOCK #	810000956	810000961	810000984	810000999

### DVL/DuraBlack Chimney Adapter w/Trim



Use to connect from double-wall DVL and/or single-wall DuraBlack to DuraTech, DuraPlus, DuraPlus HTC, and DuraLiner for a through-the-wall or ceiling support installation. Required for proper connection. Made of stainless steel.

SIZE	6"	7"	8"
A	6"	7"	8"
B	6 1/8"	7 1/8"	7 1/8"
ORDER #	6DVL-ADC	7DVL-ADC	8DVL-ADC
STOCK #	810000900	810000919	810000936

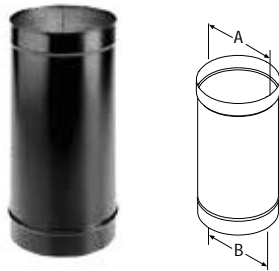
### DuraBlack Slip Increaser w/ Trim



Use to adapt from 6" DuraBlack to 8" DuraTech, DuraPlus, DuraPlus HTC, or DuraLiner at the ceiling support box or finishing collar. Adds 5" - 15" of length.

SIZE	6" - 8"
ORDER #	6DBK-XS8
STOCK #	810000962

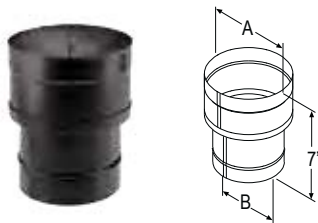
### DuraBlack Single-Wall Black Pipe



Use for a single-wall connector pipe. Requires 18" clearance to combustibles. Subtract 1 1/4" from length to calculate the installed length.

SIZE		6"	7"	8"	10"
A		6 1/8"	7 1/8"	8 1/8"	10 1/8"
B		6"	7"	8"	10"
12" LENGTH	ORDER #	6DBK-12	7DBK-12	8DBK-12	10DBK-12
	STOCK #	810000963	810000985	810001000	810001020
24" LENGTH	ORDER #	6DBK-24	7DBK-24	8DBK-24	10DBK-24
	STOCK #	810000965	810000986	810001002	810001021
48" LENGTH	ORDER #	6DBK-48	7DBK-48	8DBK-48	--
	STOCK #	810000967	810000988	810001004	--

### DuraBlack Increaser

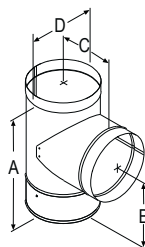


Use to increase from a smaller appliance flue outlet to a larger diameter chimney or stovepipe.

SIZE	5" - 6"	6" - 7"	7" - 8"	8" - 10"	9" - 10"
A	6 1/8"	7 1/8"	8 1/8"	10 1/8"	10 1/8"
B	5"	6"	7"	8"	9"
ORDER #	5DBK-X6	6DBK-X7	7DBK-X8	8DBK-X10	9DBK-X10
STOCK #	810000969	810000987	810001006	810001022	810001023



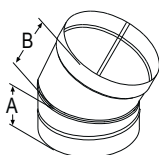
### DuraBlack Tee w/ Clean-Out Cap



Use with rear exit appliances and appliances that require a barometric damper.

SIZE	6"	7"	8"	10"
A	10 1/2"	11 1/2"	12 1/2"	14"
B	6 3/8"	7"	7 1/4"	8 1/4"
C	5 3/4"	6"	7"	8"
D	6 1/8"	7 1/8"	8 1/8"	10 1/8"
ORDER #	6DBK-T	7DBK-T	8DBK-T	10DBK-T
STOCK #	810000970	810000991	810001007	810001024

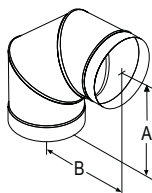
### DuraBlack 45° Elbow



Offsets obstructions as needed. Elbows angles are now adjustable. Adjustable elbows are manufactured drip free so creosote travels back to the stove as intended.

SIZE	6"	7"	8"	10"
A	4"	4"	4 1/2"	4 1/2"
B	3 1/2"	3 3/8"	4 1/2"	3 5/8"
ORDER #	6DBK-E45	7DBK-E45	8DBK-E45	10DBK-E45
STOCK #	810000972	810000989	810001009	810001025

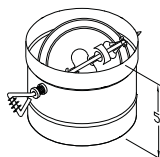
### DuraBlack 90° Elbow



Offsets obstructions as needed. Elbows angles are now adjustable. Adjustable elbows are manufactured drip free so creosote travels back to the stove as intended. Not recommended for rear exit appliances.

SIZE	6"	7"	8"	10"
A	6"	6 1/4"	7"	7 1/2"
B	5 3/4"	6 3/4"	7 1/8"	7"
ORDER #	6DBK-E90	7DBK-E90	8DBK-E90	10DBK-E90
STOCK #	810000974	810000990	810001011	810001026

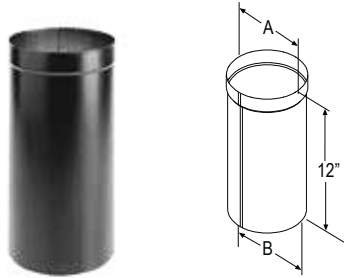
### DuraBlack Damper Section



Install at, or close to, the stove outlet in-line. 5" pipe section with the damper pre-installed.

SIZE	6"	7"	8"
ORDER #	6DBK-DS	7DBK-DS	8DBK-DS
STOCK #	810000976	810000992	810001013

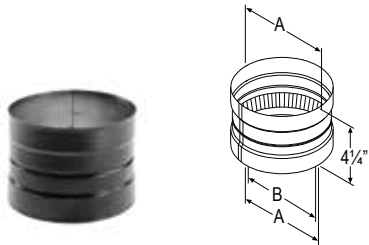
### DuraBlack Oval to Round Adapter



Connects to the oval flue outlet of the appliance. Must be field ovalized.

SIZE	6"	7"	8"
A	6 1/8"	7 1/8"	8 1/8"
B	5 15/16"	6 15/16"	7 15/16"
ORDER #	6DBK-ADOR	7DBK-ADOR	8DBK-ADOR
STOCK #	810000977	810000993	810001014

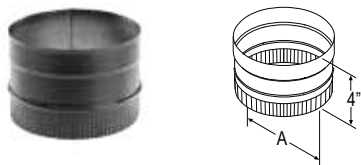
### DuraBlack Double-Skirted Stovetop Adapter



Use to adapt DuraBlack stovepipe to appliance flue outlets. Outer wall covers appliance flue outlet.

SIZE	6"	7"	8"	10"
A	6 1/8"	7 1/8"	8 1/8"	10 1/8"
B	5 5/8"	6 5/8"	7 5/8"	9 5/8"
ORDER #	6DBK-ADDB	7DBK-ADDB	8DBK-ADDB	10DBK-ADDB
STOCK #	810000978	810000994	810001015	810001027

### DuraBlack Stovetop Adapter



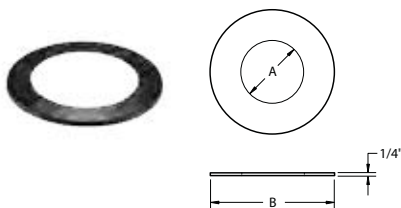
Use to adapt DuraBlack stovepipe to appliance flue outlet.

SIZE	6"	7"	8"
A	5 15/16"	6 15/16"	7 15/16"
ORDER #	6DBK-AD	7DKB-AD	8DBK-AD
STOCK #	810000979	810000995	810001016

#### METRIC ADAPTER 6 1/8"

A	4 3/8"
ORDER #	6DBK-ADM
STOCK #	810000981

### DuraBlack Trim Collar

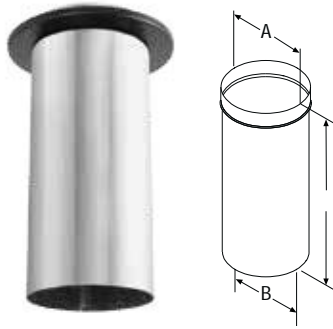


Use as a decorative Trim Collar for DuraBlack connection to chimney.

SIZE	6"	7"	8"	10"
A	6 1/8"	7 1/8"	8 1/8"	10 1/8"
B	9"	10"	11"	13"
ORDER #	6DBK-TC	7DBK-TC	8DBK-TC	10DBK-TC
STOCK #	810000982	810000996	810001018	810001028

## DuraBlack® Stainless Steel - Single-Wall Stovepipe

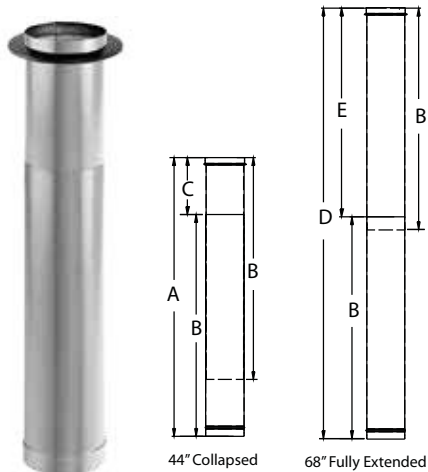
### DuraBlack SS Slip Connector w/ Trim



Use to adapt DuraBlack pipe to ceiling support box or finishing collar. Adds 3" - 13" of length to rigid pipe. Allows drip-free installation without cutting the pipe. Can be used in line to create a telescoping combination when used with a straight length of pipe.

SIZE	6"	8"
A	6 3/16"	8 3/16"
B	5 15/16"	7 15/16"
ORDER #	6DBK-SCSS	8DBK-SCSS
STOCK #	810000958	810000998

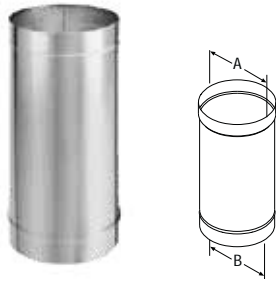
### DuraBlack SS Telescoping Length w/ Trim



Use for a two-piece installation. Connects directly from stove to ceiling support box or finishing collar. Adjusts from 44" - 68". No cutting required.

SIZE	6"
A	44"
B	35"
C	9"
D	68"
E	33"
ORDER #	6DBK-TLSS
STOCK #	810000960

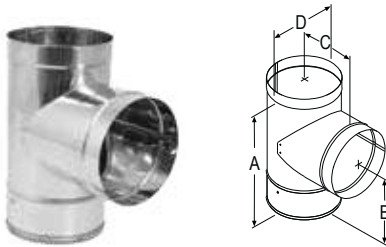
### DuraBlack SS Single-Wall Pipe



Use for a single-wall connector pipe. Requires 18" clearance to combustibles. Subtract 1 1/4" from the length to calculate the installed length.

SIZE	6"	8"	
A	6 1/8"	8 1/8"	
B	6"	8"	
12" LENGTH	ORDER #	6DBK-12SS	8DBK-12SS
	STOCK #	810000964	810001001
24" LENGTH	ORDER #	6DBK-24SS	8DBK-24SS
	STOCK #	810000966	810001003
48" LENGTH	ORDER #	6DBK-48SS	8DBK-48SS
	STOCK #	810000968	810001005

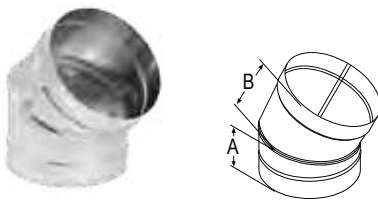
### DuraBlack SS Tee w/ Clean-Out Cap



Use with rear exit appliances and appliances that require a barometric damper.

SIZE	6"	8"
A	10 1/2"	12 1/2"
B	6 3/8"	7 1/4"
C	5 3/4"	7"
D	6 1/8"	8 1/8"
ORDER #	6DBK-TSS	8DBK-TSS
STOCK #	810000971	810001008

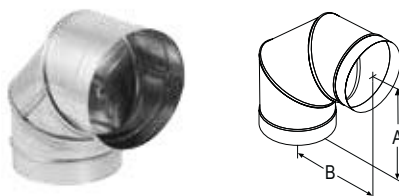
### DuraBlack SS 45° Elbow



Offsets obstructions as needed. Adjustable.

SIZE	6"	8"
A	4"	4 1/2"
B	3 1/2"	4 1/2"
ORDER #	6DBK-E45SS	8DBK-E45SS
STOCK #	810000973	810001010

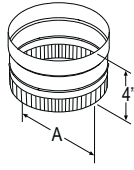
### DuraBlack SS 90° Elbow



Offsets obstructions as needed. Adjustable. Not recommended for rear exit appliances.

SIZE	6"	8"
A	6"	7"
B	5 3/4"	7 1/8"
ORDER #	6DBK-E90SS	6DBK-E90SS
STOCK #	810000975	810001012

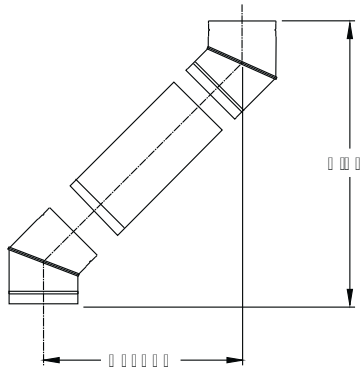
## DuraBlack SS Stovetop Adapter



Use to adapt DuraBlack stovepipe to appliance flue outlet.

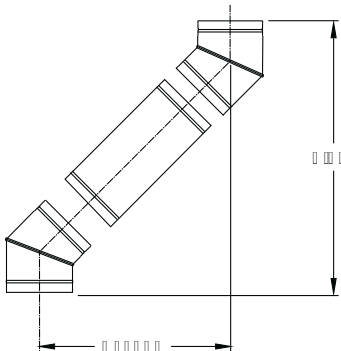
SIZE	6"	8"
A	5 <sup>15</sup> / <sub>16</sub> "	7 <sup>15</sup> / <sub>16</sub> "
ORDER #	6DBK-ADSS	8DBK-ADSS
STOCK #	810000980	810001017

### Offset Chart - DVL



SIZE		6" DIAMETER		7" DIAMETER		8" DIAMETER	
Elbow Degrees	Chimney Section	Offset Inches	Rise Inches	Offset Inches	Rise Inches	Offset Inches	Rise Inches
45°	0"	5"	13 3/4"	7"	17 1/4"	7"	17 1/2"
45°	6"	8 3/4"	16 1/2"	10 1/2"	21"	10 1/2"	21"
45°	12"	13"	20 3/4"	14 3/4"	25 1/4"	14 3/4"	25 1/4"
45°	18"	17 1/4"	25"	19"	29 1/2"	19"	29 1/2"
45°	24"	21 1/2"	39 1/4"	23 1/4"	33 3/4"	23 1/4"	33 3/4"
45°	48"	38 1/2"	46 1/4"	40 1/4"	50 3/4"	40 1/4"	50 3/4"
90°	0"	10 1/2"	6"	13"	14 1/4"	13 1/2"	14 3/4"
90°	6"	15 1/4"	6"	17 3/4"	14 1/4"	18 1/4"	14 3/4"
90°	12"	21 1/4"	6"	23 3/4"	14 1/4"	24 1/4"	14 3/4"
90°	18"	27 1/4"	6"	29 3/4"	14 1/4"	30 1/4"	14 3/4"
90°	24"	33 1/4"	6"	35 3/4"	14 1/4"	36 1/4"	14 3/4"
90°	48"	57 1/4"	6"	59 3/4"	14 1/4"	60 1/4"	14 3/4"

### Offset Chart - DuraBlack



SIZE		6" DIAMETER		7" DIAMETER		8" DIAMETER		10" DIAMETER	
Elbow Degrees	Chimney Section	Offset Inches	Rise Inches	Offset Inches	Rise Inches	Offset Inches	Rise Inches	Offset Inches	Rise Inches
45°	0"	4 1/2"	12 1/2"	4 1/2"	14 3/4"	5 1/2"	14 3/4"	5 3/4"	15"
45°	12"	12"	19"	12"	22 1/4"	13 1/4"	22 1/4"	13 1/4"	22 3/4"
45°	24"	20 1/2"	28"	21 1/2"	30 3/4"	21 3/4"	30 3/4"	21 3/4"	31 1/4"
45°	48"	37 1/2"	45"	37 3/4"	47 3/4"	38 3/4"	47 3/4"	--	--
90°	0"	10 1/2"	11 3/4"	12 1/4"	12 1/2"	13"	14 1/4"	14 1/2"	16 3/4"
90°	12"	21 1/4"	11 3/4"	23"	12 1/2"	25 1/2"	14 1/4"	25 1/4"	16 3/4"
90°	24"	33 1/4"	11 3/4"	35"	12 1/2"	37 1/4"	14 1/4"	37 1/4"	16 3/4"
90°	48"	57 1/4"	11 3/4"	59"	12 1/2"	61 1/2"	14 1/4"	--	--