

CERAMIC FLOOR & WALL

SALERNO™



 **daltile**[®]
DESIGN WITH CONFIDENCE™



SALERNO™

CERAMIC FLOOR & WALL

floor • wall • countertop

Field Tile



MARRONE CHIARO SL83



NUBI BIANCHE SL81



CREMONA CAFFE SL82



GRIGIO PERLA SL84


Mosaics




NUBI BIANCHE SL81
2 x 2 Mosaic




CREMONA CAFFE SL82
2 x 2 Mosaic



MARRONE CHIARO SL83
2 x 2 Mosaic




GRIGIO PERLA SL84
2 x 2 Mosaic



NUBI BIANCHE SL81
Octagon & Dot Mosaic



CREMONA CAFFE SL82
Octagon & Dot Mosaic



MARRONE CHIARO SL83
Octagon & Dot Mosaic

Octagon: MARRONE CHIARO SL83
Dot: NUBI BIANCHE SL81



GRIGIO PERLA SL84
Octagon & Dot Mosaic

Octagon: GRIGIO PERLA SL84
Dot: CREMONA CAFFE SL82

Wall Decorative Accents



NUBI BIANCHE SL81
10 x 14 Wall Accent



NUBI BIANCHE SL81
3 x 10 Floral Wall Accent



NUBI BIANCHE SL81
3 x 3 Floral Wall Insert



CREMONA CAFFE SL82
10 x 14 Wall Accent



CREMONA CAFFE SL82
3 x 10 Floral Wall Accent



CREMONA CAFFE SL82
3 x 3 Floral Wall Insert



MARRONE CHIARO SL83
10 x 14 Wall Accent



MARRONE CHIARO SL83
3 x 10 Floral Wall Accent



MARRONE CHIARO SL83
3 x 3 Floral Wall Insert



GRIGIO PERLA SL84
10 x 14 Wall Accent



GRIGIO PERLA SL84
3 x 10 Floral Wall Accent




GRIGIO PERLA SL84
3 x 3 Floral Wall Insert

Decorative Accents



UNIVERSAL SL87
Floor/Wall Block Random



UNIVERSAL SL87
3 x 12 Floor/Wall Accent



UNIVERSAL SMOKY TOPAZ SL86
3 x 10 Glass Wall Accent



UNIVERSAL SMOKY TOPAZ SL86
3 x 3 Glass Wall Insert

CREATIVE IDEAS

Color



NUBI BIANCHE SL81



CREMONA CAFFE SL82

Accent



ANTALYA DARK/SIENNA GOLD/
MEDITERRANEAN IVORY TS67
4 x 12 Diamond Accent



BAJA CREAM/CHAMPAGNE GOLD
TS53 Pinwheel Accent

Color



MARRONE CHIARO SL83



GRIGIO PERLA SL84

Accent



CHAMPAGNE GOLD M760
Polished 1 x 2 Brick Joint Mosaic



BAJA CREAM T720
4 x 12 Pebble Accent

Pattern Ideas



BRICK PATTERN



CHECKERBOARD



STEPPINGSTONE



HOPSCOTCH

SIZES

		SQ.FT. CARTON	PCS. PER CARTON
18 x 18 Floor Tile	(17-7/8" x 17-7/8") (45.4 cm x 45.4 cm)	18.00	8
12 x 12 Floor Tile	(11-13/16" x 11-13/16") (30.0 cm x 30.0 cm)	11.00	11
10 x 14 Wall Tile	(9-27/32" x 13-31/32") (25.0 cm x 35.5 cm)	14.58	15
6 x 6 Wall Tile	(6" x 6") (15.2 cm x 15.2 cm)	12.50	50
10 x 14 Wall Accent	(9-27/32" x 13-31/32") (25.0 cm x 35.48 cm)	--	12
3 x 12 Universal Accent	(2-7/8" x 11-11/16") (7.4 cm x 29.7 cm)	--	10
3 x 10 Floral Wall Accent	(3-3/16" x 9-7/8") (8.1 cm x 25.1 cm)	--	13
3 x 10 Glass Wall Accent	(3-3/16" x 9-7/8") (8.1 cm x 25.1 cm)	--	13
3 x 3 Floral Wall Insert	(2-7/8" x 2-7/8") (7.4 cm x 7.4 cm)	--	45
3 x 3 Glass Wall Insert	(2-7/8" x 2-7/8") (7.4 cm x 7.4 cm)	--	45
2 x 2 Mosaic (Dot-mounted on 1' x 2' sheet)	(1-15/16" x 1-15/16") (4.9 cm x 4.9 cm)	24.00	12
2" Octagon with 1" Dot Mosaic (Dot-mounted)	(2" x 2") (4.9 cm x 4.9 cm)	10.00	10
12 x 12 Universal Block Random*	(Sheet 11-13/16" x 11-13/16") (Sheet 30.0 cm x 30.0 cm)	9.00	9

*Cut from floor tile.

RESIDENTIAL USAGE

FLOORS	WALLS	COUNTERTOPS	EXTERIOR PATIOS	EXTERIOR POOL DECKS
F*	W	C	EP**	ED

* Wall field tile also suitable on residential bathroom floors not subject to outside foot traffic, excluding accent pieces.

** Floor tile suitable in non-freezing climates only.

COMMERCIAL USAGE

	INTERIOR			EXTERIOR	
	RESIDENTIAL	LIGHT COMMERCIAL	COMMERCIAL	RESIDENTIAL	COMMERCIAL
Floors/Patios	✓*	✓	✓	✓**	
Walls/Backsplashes	✓	✓	✓	✓	✓
Countertops	✓	✓	✓	✓	✓
Pool Decking					
Pool Linings	✓	✓	✓	✓	✓

Suitable for non-freezing climates when proper installation methods are followed. Wall tile is not suitable for commercial floor application. Salerno Wall accents are suitable for wall use only.

* 6 x 6 and 10 x 14 wall are suitable for residential bathroom floors only not subject to outside foot traffic.

** Floor tile suitable in non-freezing climates only.

NOTES

Water, oil, grease, etc. create slippery conditions. Floor applications with exposure to these conditions require extra caution in product selection. Not for use on ramps.

















For additional information, refer to "Factors to Consider" at <http://daltile.com/factors-to-consider.cfm>.

Since there is shade variation in all natural products, the tile and trim supplied for your particular installation may not match these samples. Final selection should be made from actual tiles and trim and not from tile and trim samples or color reproductions. Manufactured in accordance with ANSI A137.1 standards.

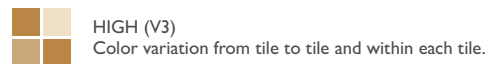
Use of a latex modified thin-set is recommended for installation.

For additional information on Test Results and Classifications, visit us at www.daltile.com/TestResults.

TRIM

	TYPE	NUMBER	SIZE	PCS. PER CARTON
	Bullnose	P-43C9	3 x 12	22
	Bullnose	S-4669	6 x 6	50
	Bullnose Corner	SCRL-4669	6 x 6	50
	Bullnose	S-4310	3 x 10	50
	Bullnose Corner	SN-4310	3 x 3	32
	Bullnose Radius	A-4200	2 x 6	100
	Bullnose Radius Outcorner	AN-4200	2 x 2	200
	Cove Base	S-36C9TB	6 x 12	22
	Cove Base Outcorner	SC-36C9TB	1 x 6	15
	Quarter Round	A-106	1 x 6	152
	Quarter Round Corner	UC-106	1 x 1	40
	Chair Rail	28CR	2 x 8	20
	Chair Rail Corner	22CRC	2 x 2	66
	Counter Rail	26CRWL	2 x 6	36
	Counter Rail Corner	22CRCN	2 x 2	24
	Bullnose Corner	S-886	2 x 2	108

SHADE VARIATION



INSTALLATION

THICKNESS	GROUT JOINT RECOMMENDATION
5/16" (Floor & Wall), 1/4" (Mosaic)	3/16" (Floor), 1/16" (Wall), and 1/8" (Mosaic)

DYNAMIC C.O.F. (WET) : 2

The higher the rating, the higher the slip resistance.

1 < .42

2 ≥ .42

STATIC C.O.F. (WET) : 3

1 < .50

2 .50 - .59

3 ≥ .60

TEST RESULTS

	ASTM#	FLOOR RESULT	WALL RESULT
Water Absorption	C373	< 3.0%	< 20%
Breaking Strength	C648	> 250 lbs	100 - 230 lbs
Scratch Hardness	MOHS	8.0	4.0 - 6.5
Chemical Resistance	C650	Pass	--
Dynamic C.O.F.	A137.1	Wet: ≥ 0.42	--
Static C.O.F.	C1028	Wet: ≥ 0.60 Dry: ≥ 0.65	--
Abrasion Resistance	C1027	4 (SL81, SL82, SL84) 3 (SL83)	--

Dynamic C.O.F. (Wet) value as measured by the DCOF AcuTest™ helps to assess a product's suitability for a commercial environment. For more information, visit our website at www.daltile.com/DCOF.

SALERNO™

CERAMIC FLOOR & WALL



floor • wall • countertop



daltile
greenworks™
ENVIRONMENTAL LEADERSHIP THAT WORKS

By their very design, Daltile products can help make it easier for you to earn LEED™ points and/or points towards many industry leading green home building programs. From using recycled material content to establishing manufacturing facilities within 500 miles of your project, we help ensure you don't have to compromise your design to be environmentally conscious. For detailed information, visit daltilegreenworks.com.



POST CONSUMER
RECYCLED MATERIALS



PRE CONSUMER
RECYCLED MATERIALS



7834 C. F. Hawn Freeway | Dallas, TX 75217 | 214.398.1411 | 800.933.TILE
For more information about Daltile products and services, visit our website at daltile.com

©2012 Dal-Tile Corporation (10/12) SSDT/SALERNO