

FRIGIDAIRE GALLERY®

Top Mount Refrigerators

FGHI1865S F/P/E

18 Cu.Ft. Top Mount



Signature Features



Over 100 Ways to Organize

Our SpaceWise® Organization System offers 100 ways to organize with the Custom-Flex™ Door and Store-More™ Drawer.¹



Custom-Flex™ Door Bins & Accessories

The Custom-Flex™ Door comes with 6 different bins and accessories so you can customize your door. It includes the 12 oz. can dispenser, mini bin, dairy bin, and a large, medium and small bin.



Store-More™ Drawer

Keep snacks like yogurt, cheese, and juice boxes easily accessible for grab-and-go access.



Bright LED Lighting

Find food faster with bright LED lighting.

Product Dimensions

Height (Including Hinges & Rollers)	66-5/8"
Width	30"
Depth (Incl. Door)	30-1/8"

More Easy-To-Use Features

Smudge-Proof™ Stainless Steel²
Resists fingerprints and smudges so it's easy to clean.

ENERGY STAR®-Qualified
Maximize your energy and dollar savings with ENERGY STAR®-Qualified Appliances.

Built-In Ice Maker
A built-in ice maker automatically makes and replenishes ice cubes, so you always have ice on hand.

SpillSafe® Shelves
Designed to keep spills contained, making cleanup a breeze.

Full-Width Glass Freezer Shelf with Sliding Basket
With a glass shelf and sliding basket, your freezer can stay organized, making it easier to find foods quickly.

Tilt-Out Freezer Door Rack
Keeps items contained in your freezer door so you don't have to worry about items falling out.

A.D.A. - Compliant³
With accessible shelving, and controls that are positioned within arm's reach and allow one-hand operation, our top-freezer refrigerator is A.D.A. - Compliant.



ENERGY STAR® Most Efficient⁴

Available in:



¹Image shown may not be representative of actual Custom-Flex™ Door accessories included with model.

²Select models only.

³When properly installed, this model is A.D.A.-qualified based on the United States Access Board's A.D.A./A.B.A. Accessibility Guidelines and the Department of Justice's 2010 A.D.A. Standards for Accessible Design.

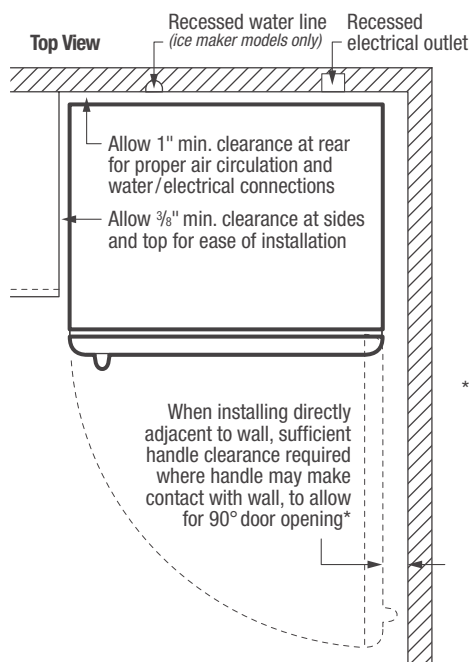
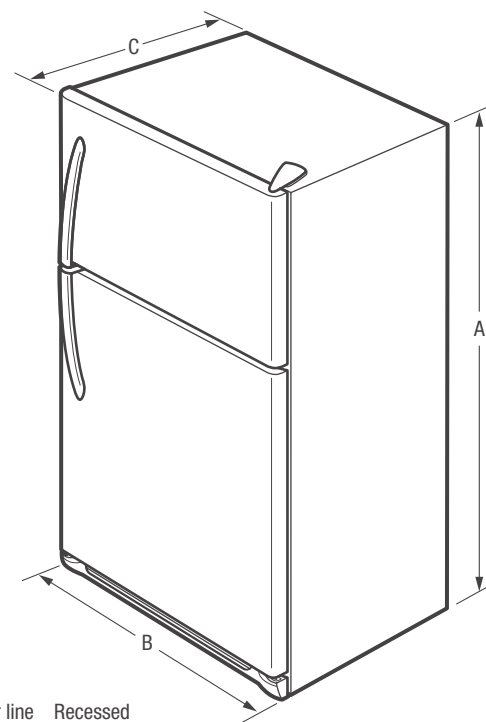
⁴Recognized as the Most Efficient of ENERGY STAR® in 2016.

Features	
Door Design	UltraSoft™
Door Handle Design	Color-Coordinated
Cabinet Finish (Textured)	Grey (F), Color-Coordinated (P/E)
Door Stops	Yes
Door Hinge Covers	Color-Coordinated
Door Reverse Option	Yes
Rollers - Front/Rear	Adjustable/Yes
Sound Package	
Toe Grille	Grey (F), Color-Coordinated (P/E)
Refrigerator Features	
Custom-Flex™ Door	Yes
Interior Lighting	LED
Refrigerator Shelves	2 Full-Width Sliding SpillSafe® & 1 Store-More™ Slide-Under, Flip-Up
Store-More™ Drawer	Yes
Deli Drawer	1 Half-Width
Store-More™ Crisper Drawers	2 Clear
Humidity Controls	2
Dairy Compartment	Custom-Flex™ Dairy Bin
Fixed Door Bins	1 Full-Width White
Custom-Flex™ Door Accessories	1-Mini, 1-Small, 1-Medium, 1-Large Bin, and 1-Can Rack
Door Racks	
Non-Slip Bin Liner	
Freezer Features	
Door Bins	1 Clear, 1 Full-Width White
Door Racks	1 Tilt-Out
Freezer Shelves	1 Full-Width Glass with Sliding Wire Under-Basket
Factory Ice Maker w/ Large Ice Bin	Included (PN# IM116)
Lighting	LED
Certifications	
A.D.A. - Compliant¹	Yes
ENERGY STAR® Most Efficient²	Yes
Specifications	
Total Capacity (Cu. Ft.)	18.3
Refrigerator Capacity (Cu. Ft.)	14.2
Freezer Capacity (Cu. Ft.)	4.1
Power Supply Connection Location	Right Bottom Rear
Water Inlet Connection Location	Bottom Right
Voltage Rating	120V / 60Hz
Connected Load (kW Rating) @ 120 Volts³	0.72
Amps @ 120 Volts	6.0
Minimum Circuit Required (Amps)	15
Shipping Weight (Approx.)	205 Lbs.

¹When properly installed, this model is A.D.A.-qualified based on the United States Access Board's A.D.A./A.B.A. Accessibility Guidelines and the Department of Justice's 2010 A.D.A. Standards for Accessible Design.

²Recognized as the Most Efficient of ENERGY STAR® in 2016.

³For use on adequately wired 120V, dedicated circuit having 2-wire service with a separate ground wire. Appliance must be grounded for safe operation.



*When installing refrigerator adjacent to wall, cabinet or other appliance that extends beyond front edge of unit, 20" minimum clearance recommended to allow for optimum 140° door swing, providing complete crisper access and removal. (Absolute 3" minimum clearance will ONLY allow for 90° door swing which will provide limited crisper access with restricted removal.)

Product Dimensions	
A - Height (Incl. Hinges & Rollers)	66-5/8"
B - Width	30"
C - Depth (Incl. Door)	30-1/8"
Depth with Door Open 90°	58-1/2"

NOTE: For planning purposes only. Always consult local and national electric and plumbing codes. Refer to Product Installation Guide for detailed installation instructions on the web at frigidaire.com.



Optional Accessories	Part Number
Custom-Flex™ Mini Bin	5304496497
Custom-Flex™ Small Bin	5304496498
Custom-Flex™ Medium Bin	5304496499
Custom-Flex™ Large Bin	5304496500
Custom-Flex™ Dairy Bin	5304496501
Custom-Flex™ Can Dispenser	5304496503

Accessories information available on the web at frigidaire.com

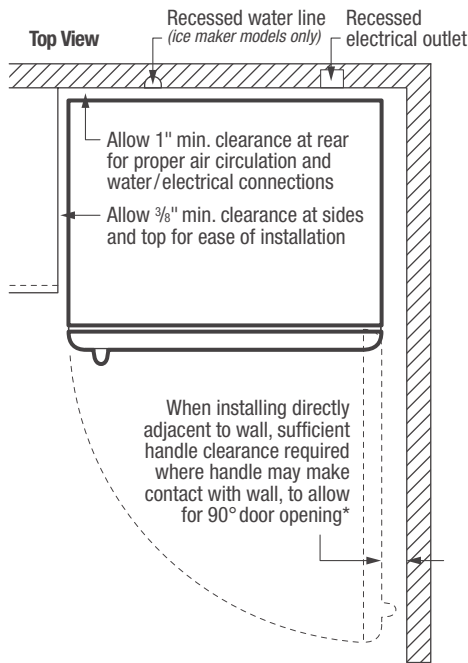
FRIGIDAIRE

USA • 10200 David Taylor Drive • Charlotte, NC 28262 • 1-800-FRIGIDAIRE • frigidaire.com
 CANADA • 5855 Terry Fox Way • Mississauga, ON L5V 3E4 • 1-800-265-8352 • frigidaire.ca

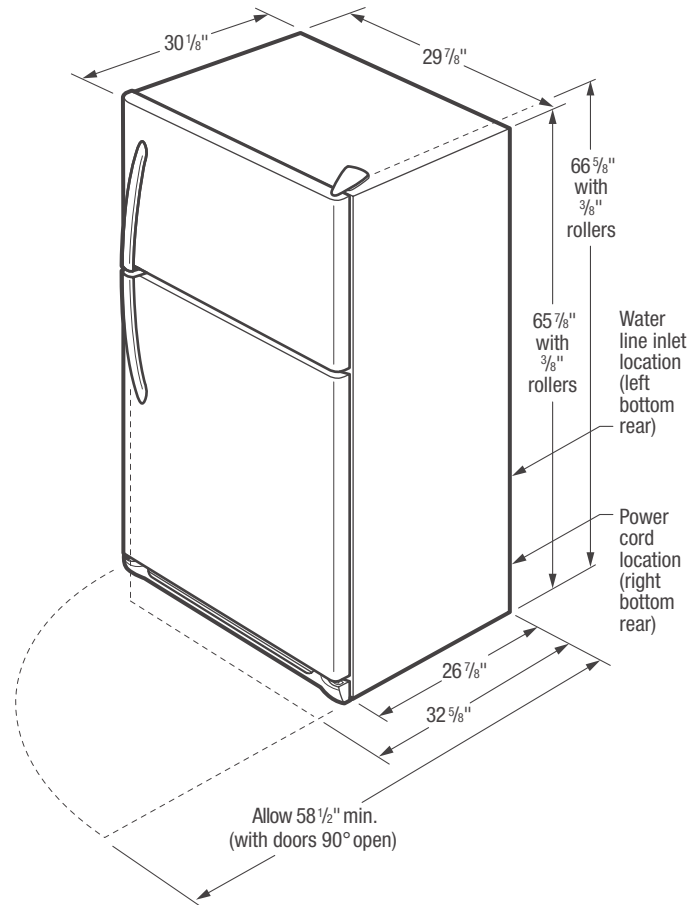
FGHI1865S 01/17

© 2017 Electrolux Home Products, Inc.

Specifications subject to change.



* When installing refrigerator adjacent to wall, cabinet or other appliance that extends beyond front edge of unit, 20" minimum clearance recommended to allow for optimum 140° door swing, providing complete crisper access and removal. (*Absolute 3" minimum clearance will ONLY allow for 90° door swing which will provide limited crisper access with restricted removal.*)



Top Mount Refrigerator Specifications

- Product Shipping Weight (approx.) – 205 Lbs.
- An electrical supply with grounded three-prong receptacle is required. The power supply circuit must be installed in accordance with current edition of National Electrical Code (NFPA 70) and local codes & ordinances.
- Voltage Rating – 120V / 60 Hz
- Connected Load (kW Rating) @ 120 Volts = 0.72kW
- Amps @ 120 Volts = 6.0 Amps
- Always consult local and national electric & plumbing codes.
- Floor should be level surface of hard material, capable of supporting fully loaded refrigerator.
- Minimum 3/8" clearance required for sides and top of refrigerator with 1" clearance at rear to allow for ease of installation, proper air circulation, and plumbing/electrical connections.
- When installing refrigerator adjacent to wall, cabinet or other appliance that extends beyond front edge of unit, 20" minimum clearance recommended to allow for optimum 140° door swing, providing complete crisper access and removal. (*Absolute 3" minimum clearance will ONLY allow for 90° door swing which will provide limited crisper access with restricted removal.*)
- To ensure optimum performance, do not install in areas where temperature drops below 55°F or rises above 110°F and avoid installing in direct sunlight or close proximity to range, dishwasher or other heat source.
- For proper ventilation, front grille MUST remain unobstructed.
- Recess electrical outlet when possible.
- Water recess on rear wall recommended to prevent water line damage.
- Water Pressure – Cold water line must provide between 30 and 100 pounds per square inch (psi).
- Copper tubing with 1/4" O.D. recommended for water supply line with length equal to distance from rear of unit to household water supply line plus 7 additional feet. Optional Water Supply Installation Kits available.
- Adjustable front rollers to assist with door alignment.

Note: For planning purposes only. Refer to Product Installation Guide on the web at frigidaire.com for detailed instructions.

FRIGIDAIRE

USA • 10200 David Taylor Drive • Charlotte, NC 28262 • 1-800-FRIGIDAIRE • frigidaire.com
 CANADA • 5855 Terry Fox Way • Mississauga, ON L5V 3E4 • 1-800-265-8352 • frigidaire.ca

FGHI1865S 01/17

© 2017 Electrolux Home Products, Inc.



Specifications
subject to change.