

FFTR1832T S/P/E

TOP MOUNT REFRIGERATOR

18.0 CU. FT. TOP MOUNT



AVAILABLE COLORS



Stainless



Pearl



Ebony

PRODUCT DIMENSIONS

Height (Including Hinges & Rollers)	66-5/8"
Width	30"
Depth (Including Door)	30-1/8"

MORE EASY-TO-USE FEATURES

Full-Width Wire Freezer Shelf

Gives you a way to organize items in your freezer better so you can find food quickly.

Reversible Door

Door can be installed to open left or right based on your needs.

Clear Dairy Bin

Keep foods like butter, cheese and yogurt organized.

CERTIFICATIONS

A.D.A.- Compliant¹

With accessible shelving, and controls that are positioned within arm's reach and allow one-hand operation, our top-freezer refrigerator is A.D.A.- Compliant.



¹When properly installed, this model is A.D.A.-qualified based on the United States Access Board's A.D.A./A.B.A. Accessibility Guidelines and the Department of Justice's 2010 A.D.A. Standards for Accessible Design.

SIGNATURE FEATURES

Store-More™ Humidity-Controlled Crisper Drawers

Keep your fruits and vegetables fresh in our humidity-controlled crisper drawers.

Store-More™ Gallon Door Shelf

Door storage gives you room for larger items like a gallon of milk.

SpillSafe® Shelves

Designed to keep spills contained, making cleanup a breeze.

Bright LED Lighting

Find food faster in your refrigerator and freezer with bright LED lighting.

FFTR1832T S/P/E TOP MOUNT REFRIGERATOR

18.0 CU. FT.

FRIGIDAIRE

FEATURES

Door Design	UltraSoft™
Door Handle Design	Stainless Steel (S), Color-Coordinated (P/E)
Cabinet Finish (Textured)	Black (S), Color-Coordinated (P/E)
Door Stops	Yes
Door Hinge Covers	Black (S), Color-Coordinated (P/E)
Door Reverse Option	Yes
Rollers - Front/Rear	Fixed/Yes
Sound Package	
Toe Grille	Black (S), Color-Coordinated (P/E)

REFRIGERATOR FEATURES

Interior Lighting	LED
Refrigerator Shelves	2 Full-Width SpillSafe®
Deli Drawer	1 Half-Width
Wine/Can Rack	
Store-More™ Crisper Drawers	2 Clear
Humidity Controls	2
Dairy Compartment	Clear Dairy Door
Door Bins	3 Full-Width White
Door Racks	
Non-Slip Bin Liner	
Tall Bottle Retainers	
Gallon Door Storage	1

FREEZER FEATURES

Door Bins	2 Full-Width
Door Racks	
Freezer Shelves	1 Full-Width Wire
Factory Ice Maker w/ Large Ice Bin	Optional (PN# IM116)
Lighting	

CERTIFICATIONS

A.D.A. Compliant ¹	Yes
-------------------------------	-----

SPECIFICATIONS

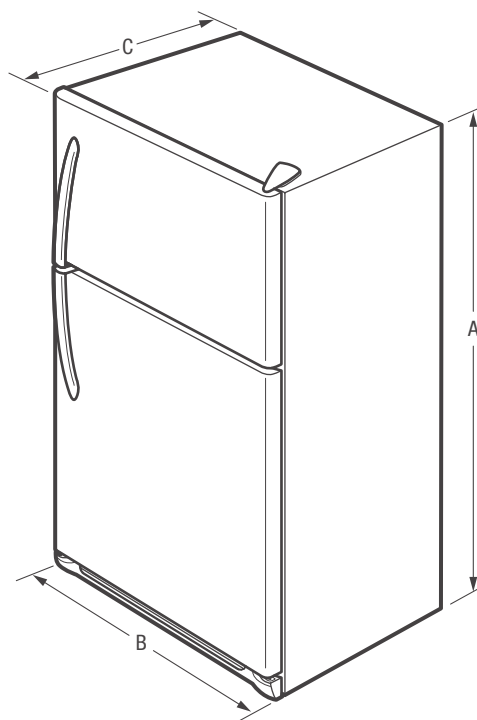
Total Capacity (Cu. Ft.)	18.0
Refrigerator Capacity (Cu. Ft.)	14.1
Freezer Capacity (Cu. Ft.)	3.9
Power Supply Connection Location	Right Bottom Rear
Water Inlet Connection Location	Bottom Right
Voltage Rating	120V / 60Hz
Connected Load (kW Rating) @ 120 Volts ²	0.72
Amps @ 120 Volts	6.0
Minimum Circuit Required (Amps)	15
Shipping Weight (Approx.)	205 Lbs.

¹When properly installed, this model is A.D.A.-qualified based on the United States Access Board's A.D.A./A.B.A. Accessibility Guidelines and the Department of Justice's 2010 A.D.A. Standards for Accessible Design.

²For use on adequately wired 120V, dedicated circuit having 2-wire service with a separate ground wire. Appliance must be grounded for safe operation.

PRODUCT DIMENSIONS

A - Height (Including Hinges & Rollers)	66-5/8"
B - Width	30"
C - Depth (Including Door)	30-1/8"
Depth with Door Open 90°	58-1/2"



Note: For planning purposes only. Always consult local and national electric, gas and plumbing codes. Refer to Product Installation Guide for detailed installation instructions on the web at frigidaire.com / frigidaire.ca.
Specifications subject to change. Accessories information available on the web at frigidaire.com / frigidaire.ca



FRIGIDAIRE

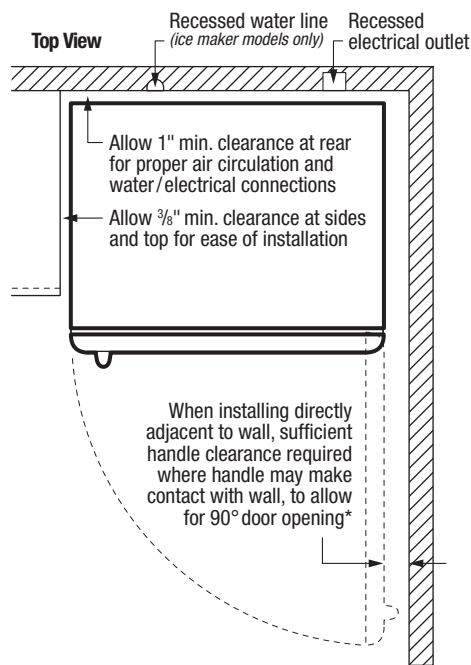
USA • 10200 David Taylor Drive • Charlotte, NC 28262 • 1-800-FRIGIDAIRE • frigidaire.com
CANADA • 5855 Terry Fox Way • Mississauga, ON L5V 3E4 • 1-800-265-8352 • frigidaire.ca

FFTR1832T 10/17
© 2017 Electrolux Home Products, Inc.

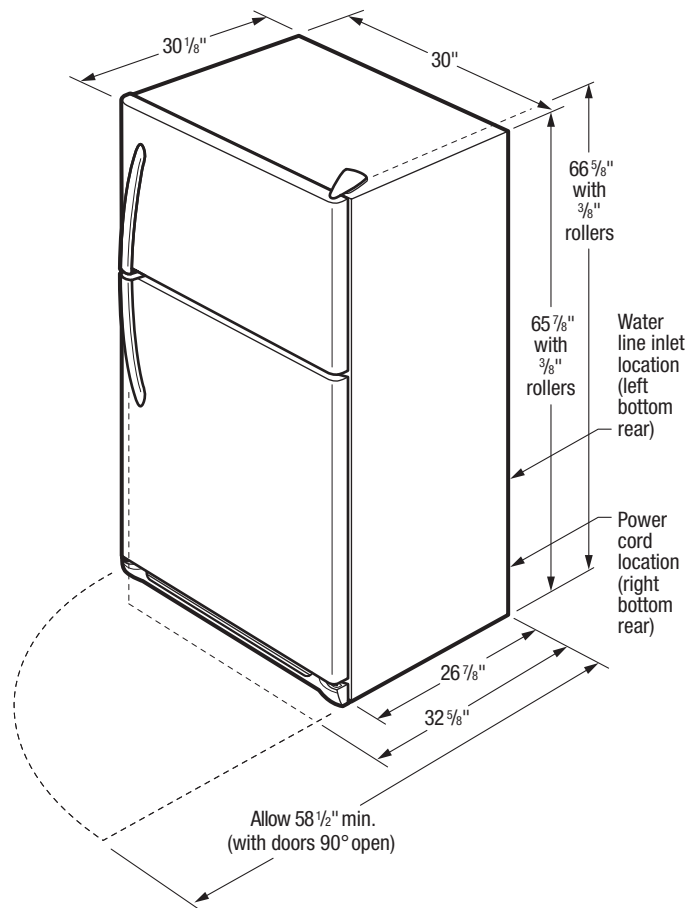
FFTR1832T S/P/E TOP MOUNT REFRIGERATOR

18.0 CU. FT.

FRIGIDAIRE



* When installing refrigerator adjacent to wall, cabinet or other appliance that extends beyond front edge of unit, 20" minimum clearance recommended to allow for optimum 140° door swing, providing complete crisper access and removal. (Absolute 3" minimum clearance will ONLY allow for 90° door swing which will provide limited crisper access with restricted removal.)



INSTALLATION SPECIFICATIONS

- Product Shipping Weight (approx.) – 205 Lbs.
- An electrical supply with grounded three-prong receptacle is required. The power supply circuit must be installed in accordance with current edition of National Electrical Code (NFPA 70) and local codes & ordinances.
- Voltage Rating – 120V/60 Hz
- Connected Load (kW Rating) @ 120 Volts = 0.72kW
- Amps @ 120 Volts = 6.0 Amps
- Always consult local and national electric & plumbing codes.
- Floor should be level surface of hard material, capable of supporting fully loaded refrigerator.
- Minimum 3/8" clearance required for sides and top of refrigerator with 1" clearance at rear to allow for ease of installation, proper air circulation, and plumbing/electrical connections.
- When installing refrigerator adjacent to wall, cabinet or other appliance that extends beyond front edge of unit, 20" minimum clearance recommended to allow for optimum 140° door swing, providing complete crisper access and removal. (Absolute 3" minimum clearance will ONLY allow for 90° door swing which will provide limited crisper access with restricted removal.)

- To ensure optimum performance, do not install in areas where temperature drops below 55°F or rises above 110°F and avoid installing in direct sunlight or close proximity to range, dishwasher or other heat source.
- For proper ventilation, front grille MUST remain unobstructed.
- Recess electrical outlet when possible.
- Optional Ice Maker Kit (PN# IM116) available for installation in ice maker-ready models only.
- Water recess on rear wall recommended to prevent water line damage.
- Water Pressure – Cold water line must provide between 30 and 100 pounds per square inch (psi).
- Copper tubing with 1/4" O.D. recommended for water supply line with length equal to distance from rear of unit to household water supply line plus 7 additional feet. Optional Water Supply Installation Kits available.

OPTIONAL ACCESSORIES

- Ice Maker Kit – (PN# IM116).



FRIGIDAIRE

USA • 10200 David Taylor Drive • Charlotte, NC 28262 • 1-800-FRIGIDAIRE • frigidaire.com
CANADA • 5855 Terry Fox Way • Mississauga, ON L5V 3E4 • 1-800-265-8352 • frigidaire.ca

Note: For planning purposes only. Always consult local and national electric, gas and plumbing codes. Refer to Product Installation Guide for detailed installation instructions on the web at frigidaire.com / frigidaire.ca.
Specifications subject to change. Accessories information available on the web at frigidaire.com / frigidaire.ca

FFTR1832T 10/17

© 2017 Electrolux Home Products, Inc.