



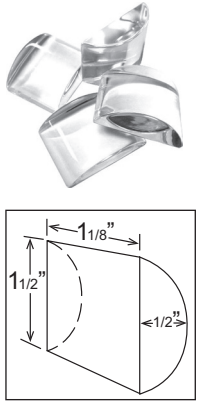
HOSHIZAKI AMERICA, INC.

“Types of Ice”

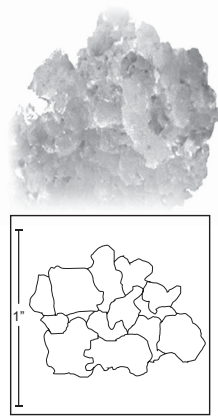
The Perfect Ice



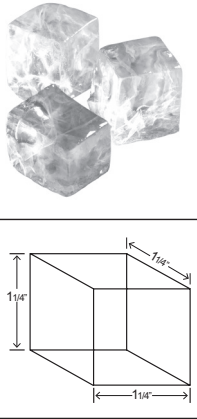
Crescent Cube - Individual, hard, clear, crescent shape
Models - KM, KMD, KML, KMS, KMH, DKM models



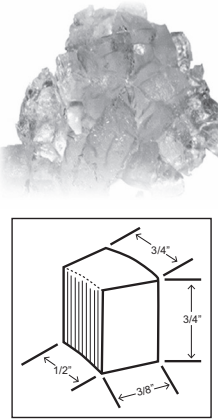
Flaked - Soft, light, chewable, various shapes
Models - F models



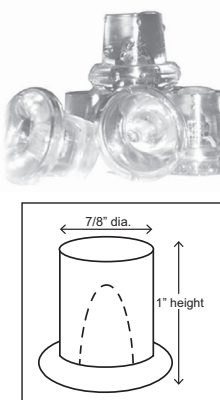
Square Cube - Individual, hard, clear, square shape
Models - IM models



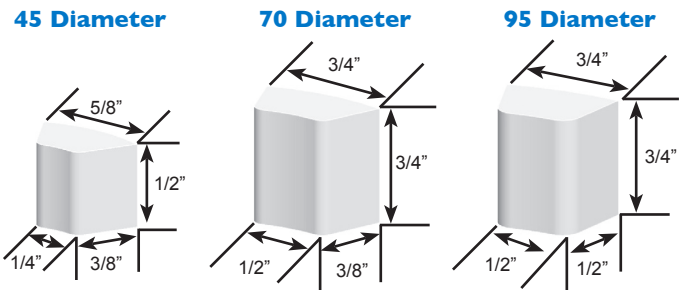
Cubelet - Chewable, soft, light, small pellet shape
Models - C, F-C, FD-C, FS-C, DCM models



“Top Hat” Cube - Individual, hard, clear, round shape
Models - AM models



CUBELET SIZES



Hoshizaki America, Inc.

“Superior Degree of Reliability”

618 Hwy. 74 South • Peachtree City, GA 30269 • Phone: 770-487-2331

Email: marketing@hoshizaki.com