



# LIGHT COMMERCIAL MODEL LC-50

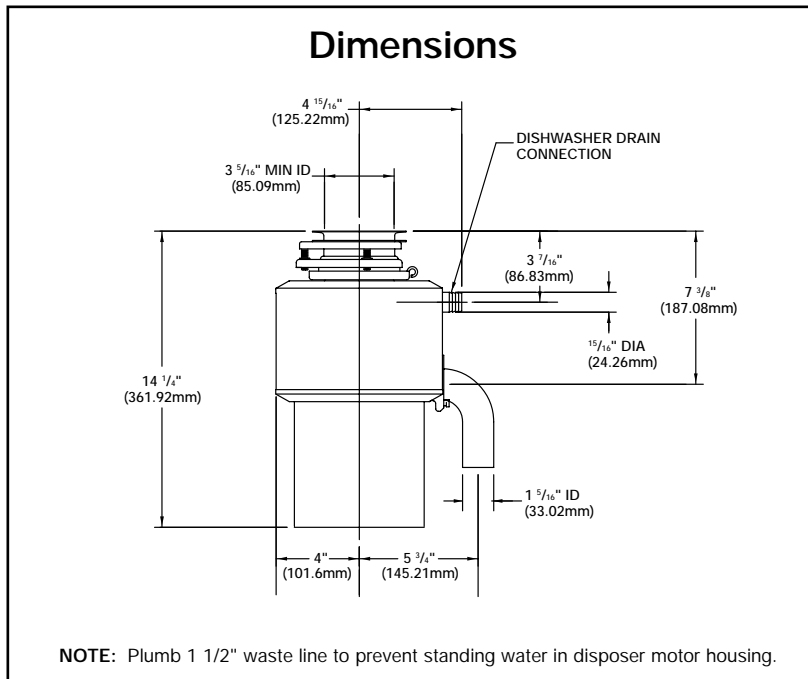
## APPLICATION:

Designed for light commercial food waste elimination in:

- Convenience/grocery store deli's
- Fast food restaurants
- Church/office kitchens
- Bed and breakfast inns

## PRODUCT FEATURES & SPECIFICATIONS:

- Commercial design with the ease and flexibility of a household unit.
- Disposer mounting included with unit. Mounting fits standard 3 1/2" - 4" sink opening. No welding required.
- Standard wall switch operates the disposer.
- Automatic reversing motor for longer life and trouble-free operation.
- Stainless steel grind chamber.
- Cast nickel chrome cutting element.
- 1-year full warranty from date of installation.
- 35 lb. shipping weight.



## ELECTRICAL SPECIFICATIONS:

- Continuous-duty commercial motor
- 1725 RPM
- 120V
- 5.8 Amps
- 60 Hz
- Single Phase

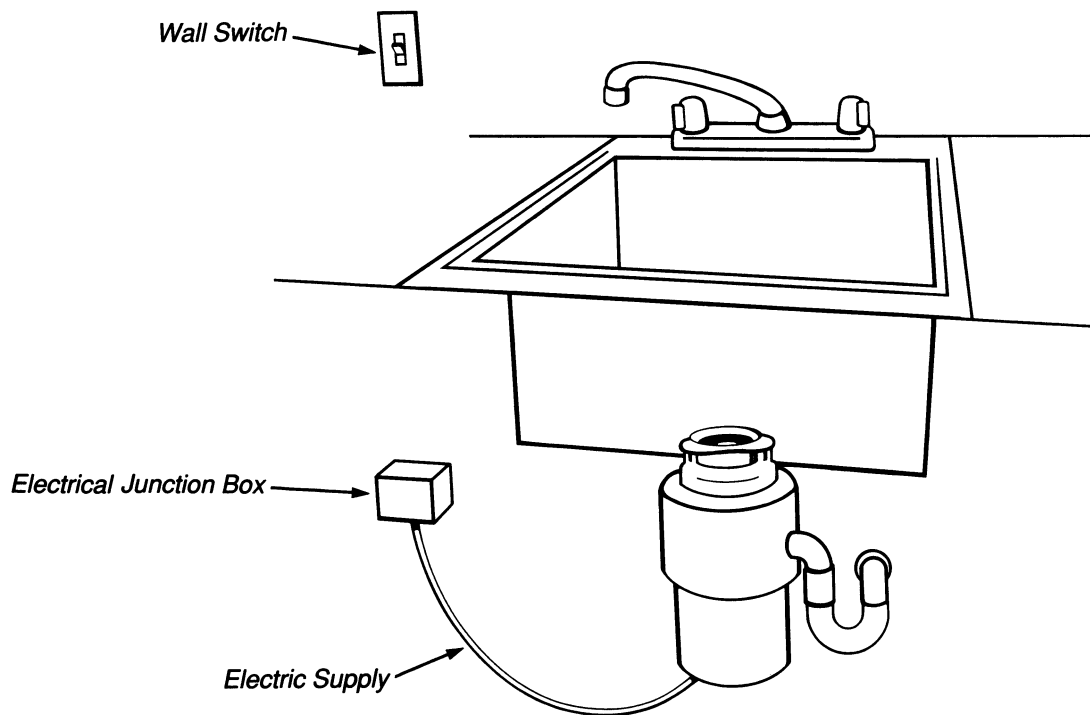
**IMPORTANT:** The model LC-50 is designed specifically for **light** commercial use. Use of this disposer in applications other than those named above may void your warranty. If you are unsure of a potential application, call the factory at 1-800-558-5712, ext. 3528 or 3537.

IN-SINK-ERATOR  
 DIVISION OF EMERSON ELECTRIC COMPANY  
 4700 21st STREET  
 RACINE, WI 53406 TEL: 414 554-5432 1-800-558-5712 FAX: 414 554-8917

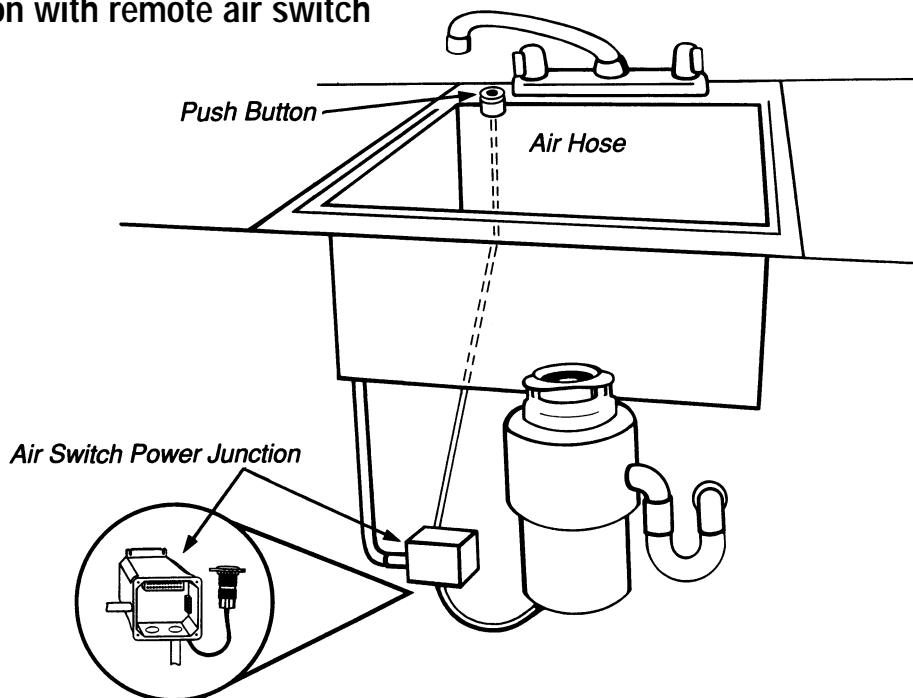


# RECOMMENDED INSTALLATIONS

## Installation with wall switch



## Installation with remote air switch



In-Sink-Erator Commercial Air Switch (Part No. 13754)  
is available direct from the factory.