



Iron/Tones®

Top-mount/undermount single-bowl kitchen sink
K-5708

Features

- 30" (762 mm) minimum base cabinet width.
- Single bowl.
- 9" (229 mm) depth provides generous workspace.

Material

- KOHLER® enameled cast iron.

Installation

- Top-mount or undermount.

Recommended Products/Accessories

- K-8801 Sink drain and strainer with tailpiece
- K-8799 Sink drain and strainer basket
- K-23726 Drain treatment
- K-23725 Cast iron cleaner
- 1411886

Optional Products/Accessories

- K-8343 Sink rack for Iron/Tones® kitchen sink
- K-11352 Disposal Flange with Stopper
- K-9000 P-Trap



Codes/Standards











ASME A112.19.1/CSA B45.2

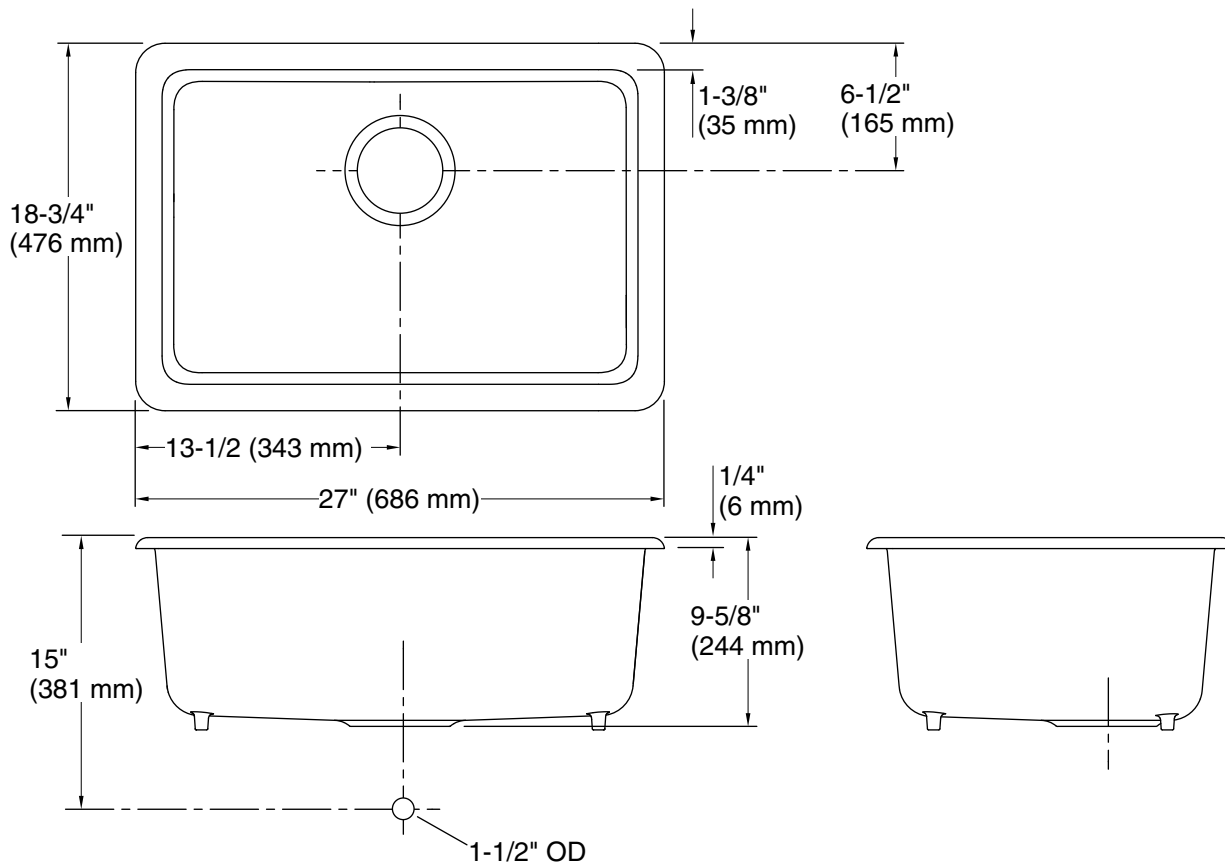
KOHLER® Enameled Cast Iron Kitchen and Bathroom Sink Lifetime Limited Warranty

See website for detailed warranty information.

Available Colors/Finishes

Color tiles intended for reference only.

Color	Code	Description
	0	White
	FF	Sea Salt™
	96	Biscuit
	NY	Dune
	95	Ice™ Grey
	K4	Cashmere
	58	Thunder™ Grey
	7	Black Black™
	DGB	Indigo Blue
	PLM	Black Plum



Technical Information

All product dimensions are nominal.

Bowl configuration:	Single
Installation:	Top-mount, Undermount
Min. base cabinet width:	30" (762 mm)
Bowl area (Only):	Length: 24-5/16" (617 mm) Width: 16-1/16" (408 mm) Bowl depth: 9" (229 mm) Water depth: 9" (229 mm)
Drain hole:	3-7/8" (98 mm)
Template:	1281370-7, required, included

Notes

Install this product according to the installation instructions.

Countertop manufacturer or cutter must use the cut-out template provided with the product, or a current one provided by Kohler Co. (call 1-800-43-FOCUS). Kohler Co. is not responsible for cut-out errors when the incorrect cut-out template is used.