



Features

- Integral flange.
- Left drain.
- Slotted overflow for deep soaking.
- Integral apron.
- Integral lumbar support.
- Textured bottom surface.
- 60" (1524 mm) x 30" (762 mm) x 21" (533 mm)

Material

- Acrylic

Installation

- Alcove
- Above-the-floor drain installation.

Required Accessories

K-7271 Brass Slotted Overflow Bath Drain

or

K-7272 PVC Slotted Overflow Bath Drain



Codes/Standards

CSA B45.5/IAPMO Z124

ASTM E162

ASTM E662











Greenguard UL 2818 - Gold

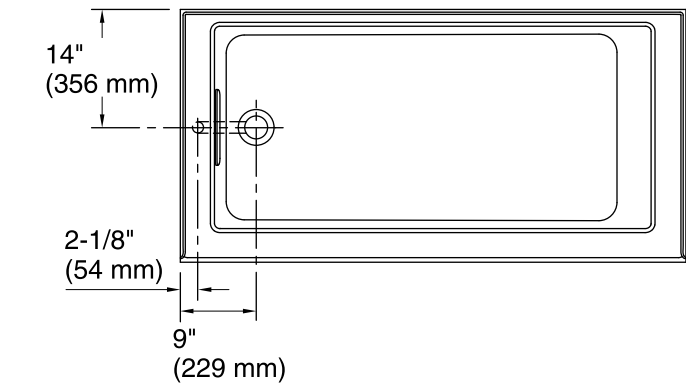
KOHLER® One-Year Limited Warranty

See website for detailed warranty information.

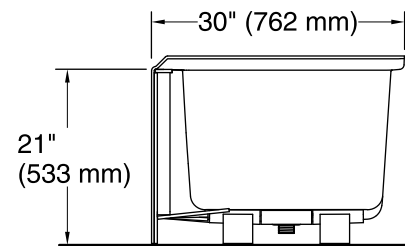
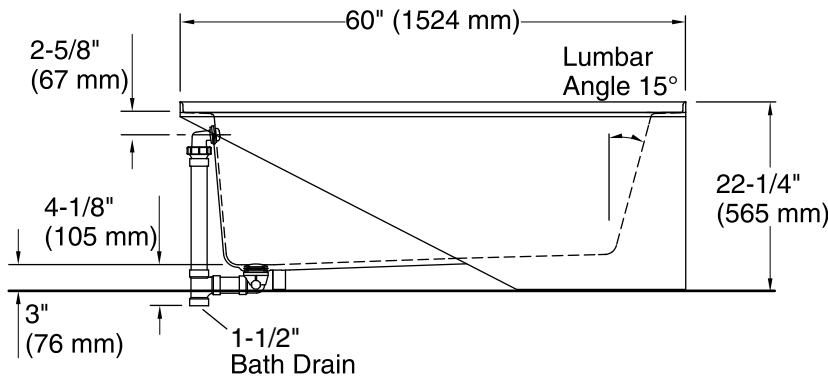
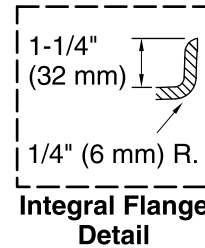
Available Color/Finishes

Color tiles intended for reference only.

Color	Code	Description
	0	White
	96	Biscuit
	47	Almond
	NY	Dune
	95	Ice™ Grey
	G9	Sandbar
	33	Mexican Sand™
	K4	Cashmere
	58	Thunder™ Grey
	7	Black Black™



No change in measurements if connected with drain illustrated. (K-7272)



Technical Information

All product dimensions are nominal.

- Installation: 3-Wall Alcove
- Drain location: Left
- Basin area, bottom: 46-1/4" x 22" (1175 mm x 559 mm)
- Basin area, top: 52" x 24" (1321 mm x 610 mm)
- Weight: 105 lbs (47.6 kg)
- Minimum floor load: 56 lbs/ft² (273.4 kg/m²)
- Water depth: 15-1/2" (394 mm)
- Water capacity: 68 gal (257.4 L)
- Minimum flat for door: 2-3/4" (70 mm)

Notes

Measure your actual product for rough-in details.

Install this product according to the installation instructions.

The hot water supply should be 70% of the capacity of the bath or greater. Installations will vary.