



Buy it for looks. Buy it for life.®

Specifications

DESCRIPTION

- Hydrolock™ quick connect system
- Solid brass, high-arc spout
- Metal construction with various finishes identified by suffix
- 1/2" IPS connections
- For wide spread installations, on 8" to 16" centers
- Includes metal pop-up type waste assembly

OPERATION

- Lever style handles (less handle inserts)
- Easy 1/4 turn control
- Hot side counterclockwise to open (clockwise to close)
- Cold side clockwise to open (counterclockwise to close)
- Includes hot (red) and cold (blue) color indicators


FLOW

- Flow is limited to 1.5 gpm max (5.7L/min) at 60 psi, for products made before October 2008 flow is limited to 2.2 gpm max (8.3 L/min)

CARTRIDGE

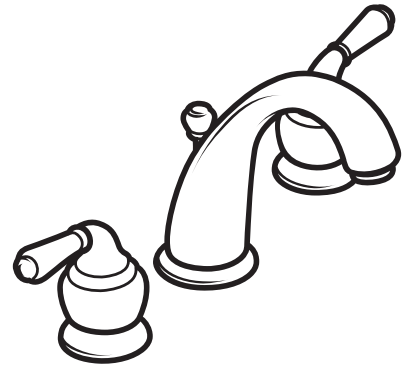
- 1224 cartridge design
- Washerless one-piece patented Moen® cartridge
- Nonmetallic and stainless steel material

STANDARDS

- Third party certified to WaterSense®, CSA B125.1, ASME A112.18.1, ICC A117.1 and all applicable requirements referenced therein
- Certified to ANSI/NSF 61/9
- Complies with California Proposition 65 and with the Federal Safe Water Drinking Act
- **ADA**  for lever handle

WARRANTY

- Lifetime limited warranty against leaks, drips and finish defects to the original consumer purchaser
- 5 year warranty if used in commercial installations



MONTICELLO® INSPIRATIONS™ CATHEDRAL™ HIGH-ARC

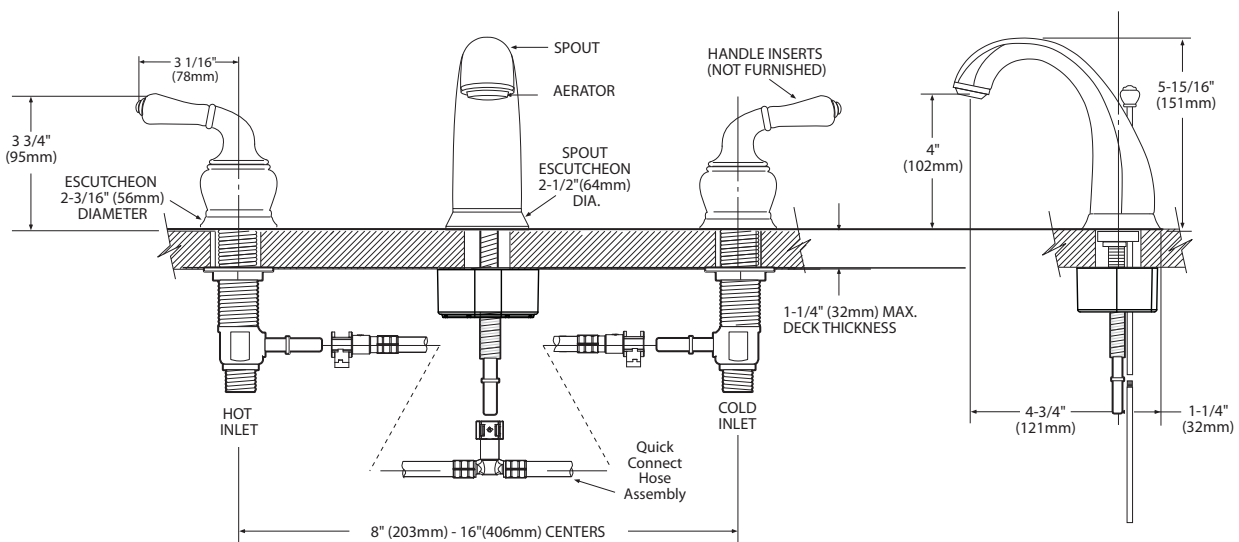
Two-Handle Widespread Lavatory Faucet w/Metal Waste Assembly

Models: T4572 series

Valve: 9000, 69000

NOTE: FOR DECK THICKNESS 1-3/8" - 3", USE SERVICE KIT # 115001. VALVES INSTALL THROUGH 1-1/4" DIA. HOLE.

NOTE: THIS FAUCET IS DESIGNED TO BE INSTALLED FROM 8" to 16", THRU 3 HOLES, 1-1/8" SPOUT MIN. DIA. VALVES INSTALL THROUGH 1-1/8" HOLES



CRITICAL DIMENSIONS

(DO NOT SCALE)