

VS-232007



VS-233010



VS-233011



VS-233013



VS-233014



Diverter Mount Combination Units

GENERAL SPECIFICATION

Chrome plated 2-way shower diverter. Anystream massage hand showers mounted to a 2-way diverter bracket. Units include a fixed showerhead, 5' metal hose, and vacuum breaker. Showerheads are equipped with 2.5 gpm flow controls to meet ASME A112.18.1/CSA B125.1 standards.

VS-232007 

Chrome plated diverter mount combination unit with S-2007 showerhead and VS-2007 hand shower.

VS-233010 

Chrome plated diverter mount combination unit with S-3010 showerhead and VS-3010 hand shower.

VS-233011 

Chrome plated diverter mount combination unit with S-3011 showerhead and VS-3011 hand shower.

VS-233013 

Chrome plated diverter mount combination unit with S-3013 showerhead and VS-3014 hand shower.

VS-233014 

Chrome plated diverter mount combination unit with S-3014 showerhead and VS-3020 hand shower.

OPTIONS

SUFFIX	DESCRIPTION
<input type="checkbox"/> BN	Brushed nickel finish
<input type="checkbox"/> PB	Polished brass finish (VS-232007 only)

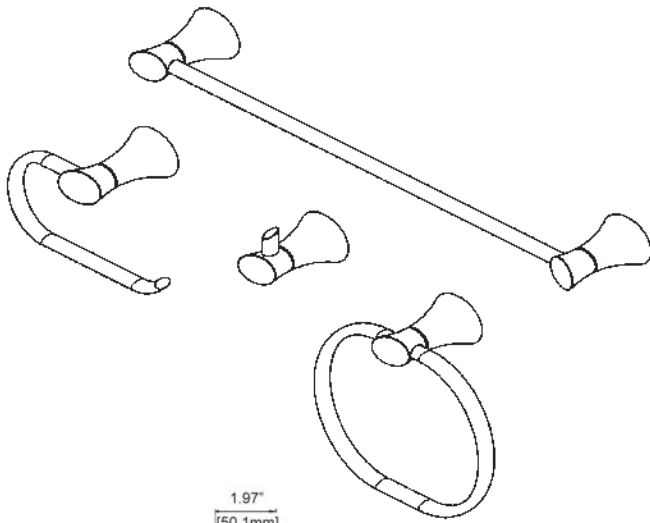
This space for Architect/Engineer approval. _____



SPEAKMAN CASPIAN™

Accessories

SPECIFICATION



FEATURES:

- SA-1207: 24" towel bar
- SA-1204: Towel ring
- SA-1205: Paper holder
- SA-1206: Robe hook
- Metal construction

AVAILABLE FINISHES:

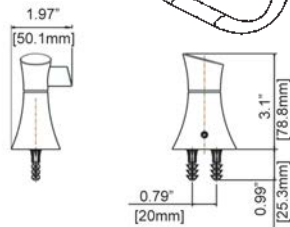
ADD SUFFIX TO MODEL #

- Polished Chrome (standard)
- Brushed Nickel -BN
- Polished Nickel -PN

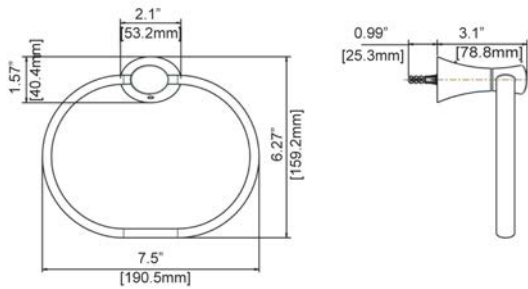
WARRANTY:

- 1 year limited

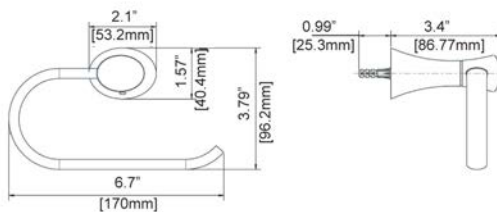
Robe Hook
SA-1206



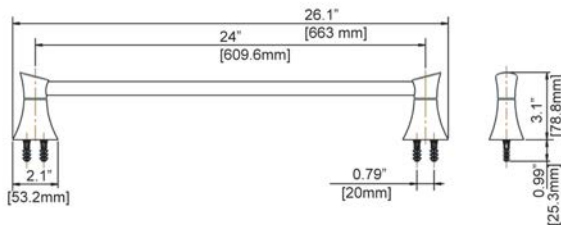
Towel Ring
SA-1204



Tissue Holder
SA-1205



Towel Bar
SA-1207



NOTE: 1. All dimensions are in inches (millimeters) unless otherwise specified and are subject to change without notice.

THIS SPACE FOR ARCHITECT/ENGINEER APPROVAL.

SPEAKMAN®

400 ANCHOR MILL ROAD | NEW CASTLE, DE 19720
P: 800-537-2107 | F: 800-977-2747
WWW.SPEAKMANCOMPANY.COM

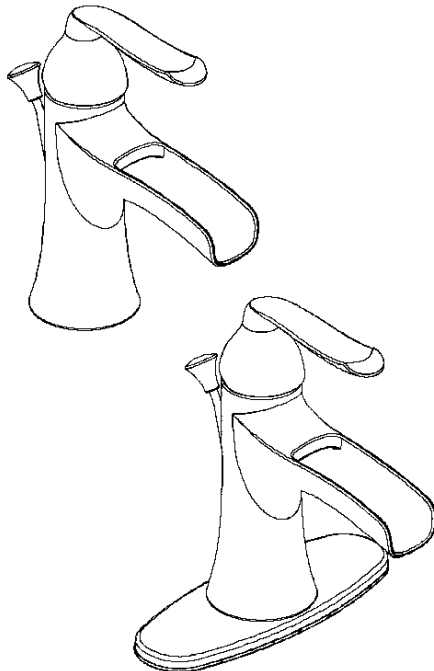


REVISION DATE: DEC. 2012

SPEAKMAN CASPIAN™

Single Lever Faucet SB-1211

SPECIFICATION



FEATURES:

- Lead-free brass construction
- Ceramic cartridge
- 1.5 gpm flow rate
- Contemporary style
- Includes drain assembly

COMPLIANCE:

- Certified to ASME A112.18.1/CSA B125.1, NSF 61 and WaterSense standards
- CA AB 1953 certified



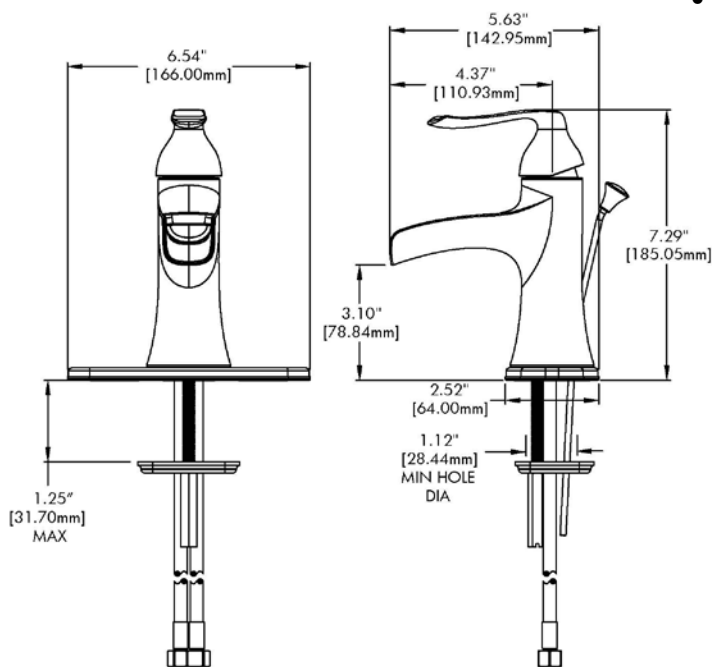
AVAILABLE FINISHES:

ADD SUFFIX TO MODEL #

- Polished Chrome (standard)
- Brushed Nickel -BN
- Polished Nickel -PN

WARRANTY:

- 1 year limited



NOTE: 1. All dimensions are in inches (millimeters) unless otherwise specified and are subject to change without notice. 2. Flex hoses have 3/8 compression female threaded connections.

THIS SPACE FOR ARCHITECT/ENGINEER APPROVAL.

SPEAKMAN®

400 ANCHOR MILL ROAD | NEW CASTLE, DE 19720
P: 800-537-2107 | F: 800-977-2747
WWW.SPEAKMANCOMPANY.COM

REVISION DATE: FEB. 2013

Management Systems
Registered to ISO 9001