


Location:



SYMMONS® Duro™

Tub-Shower System 3602 Specification Submittal

Feature Highlights

- Symmons Tub-Shower System with lever handle
- Symmons Temptrol® pressure-balancing mixing valve with adjustable stop screw to limit handle turn
- Screwless escutcheon
- Showerhead #362SH, single mode, 3 inch diameter
- Showerhead mounting bracket and flange
- Standard flow rate is 2.5 gpm (9.5 L/min)
Optional lower flow rate restrictor available 
- Tub spout with diverter, 7 inches #352TS
- Polished chrome finish

Model Numbers

- 3602
Tub-Shower System with Symmons Temptrol® mixing valve p/n 4000-BODY
- 3602-TRM
Trim only, mixing valve ordered separately
- 4000-BODY
Symmons Temptrol® mixing valve without trim
- 4000-X-BODY
Symmons Temptrol® mixing valve without trim. Valve includes integral service stops to allow water shut-off for service



Finish Options / Modifications

Append appropriate -suffix to model number

- STN Satin Nickel
- Polished Chrome (standard finish)

Options / Modifications

Append appropriate -suffix to model number

- IPS 1/2 inch female IPS connections on Temptrol® mixing valve
- X Integral service stops included with Temptrol mixing valve to allow water shut-off for service, p/n 4000-X-BODY (*option only applies when ordering model 3602*)
- CHKS Check Stops: Temptrol® mixing valve includes integral check stops (*Requires integral service stops, suffix -X. Used in installations where a positive shut-off device is used downstream of mixing valve.*)
- REV Reverse core: Temptrol® mixing valve with reverse core. (*Requires integral service stops, suffix -X. Used in back-to-back system installations. HOT on the right, COLD on the left*)
-  -2.0 2.0 gpm (7.6 L/min) flow rate restrictor
-  -1.5 1.5 gpm (5.7 L/min) flow rate restrictor
- LW Wide lever handle (chrome finish only)
- L/HD Showerhead not included. (*includes showerhead arm and flange only*)
- SS Slip-on type tub spout with diverter

Standards / Certifications

ASME A112.18.1 / CSA B125.1

Americans with Disabilities Act (ADA) compliant

Warranty

- Limited Lifetime - to the original end purchaser in consumer installations
- 5 years - for commercial installations

Dimensions Duro Tub-Shower System, 3602

