

### Features

- Frameless, 3/8" (10 mm) thick Crystal Clear tempered glass.
- Continuous guide mechanism for smooth, quiet sliding action and easy cleaning.
- Gently curved inside and outside towel bars complete the look of this door.
- CleanCoat® technology creates a barrier between the water and glass to help keep your shower door looking new.

### Material

- Anodized aluminum frame prevents rusting or corrosion.
- Tempered glass ensures maximum safety and durability.

### Installation

- Out-of-plumb adjustability allows for simpler installation.
- Can be installed to open to the left or right.

### Components

Additional included component/s: Hardware kit.



### Codes/Standards




CPSC 16CFR 1201  
ANSI Z97.1 (Tempered Glass)

### KOHLER® One-Year Limited Warranty

See website for detailed warranty information.

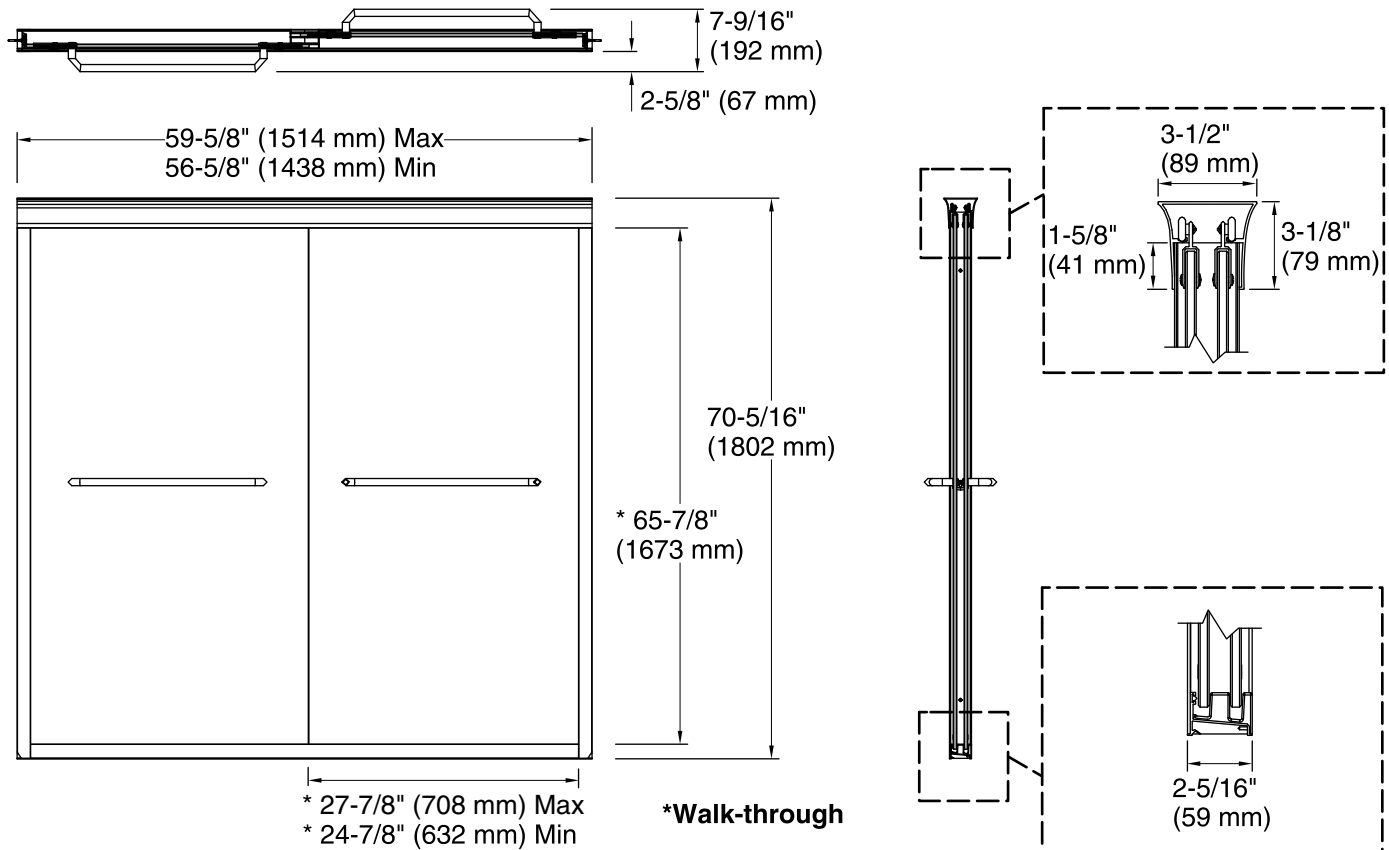
### Available Color/Finishes

*Color tiles intended for reference only.*

Color	Code	Description
	SHP	Bright Polished Silver
	NX	Brushed Nickel
	ABV	Anodized Brushed Bronze

### Available Glass Options

Code	Description
L	Crystal Clear



### Technical Information

All product dimensions are nominal.

Installation type:	For shower base installation
Opening style:	Sliding/Bypass
Opening Width - Min:	56-5/8" (1438 mm)
Opening Width - Max:	59-5/8" (1514 mm)
Walk-through - Min:	24-7/8" (632 mm)
Walk-through - Max:	27-7/8" (708 mm)
Glass thickness:	3/8" (10 mm)
Glass coating:	CleanCoat®

### Notes

Install this product according to the installation guide.

The vertical opening should be a minimum of 72-1/16" (1830 mm) to allow for installation clearance.