

ASSEMBLING & INSTALLATION INSTRUCTIONS PRODUCT#GEORGETOWN AND MONTEREY OUTDOOR WALL MOUNT LIGHT FIXTURE

WARNING! SHUT POWER OFF AT FUSE OR CIRCUIT BREAKER .

MOUNTING THE FIXTURE

Installation (see fig.1)

1. Shut off the power at the circuit breaker and remove old fixture, including the cross bar.
2. Carefully unpack new fixture and lay all the parts on a clear surface. Take care not to lose any small parts necessary for installation.
3. Attach the mounting screw part way into the side hole of the crook cross bar, then lock it securely with hex nut until becoming. Attach the cross bar to the junction box using two box screws. The side of the cross bar marked "GND" must face out.
4. Follow wiring instructions carefully (see fig.2)
5. Attach the back plate of the lamp body(A) onto the junction box, aligning screws on cross bar with mounting holes and lock it securely with the ball nuts(C). Put the candle sleeve(B) over the lamp holder.
6. Install the light bulbs in accordance with the fixture's specifications. **DO NOT EXCEED THE MAXIMUM WATTAGE RATING!**
7. **With silicone caulking compound, caulk completely around where back of cover meets with the wall surface to prevent water from seeping into outlet box.**

Wiring (see fig.2)

1. Connect the electrical wires as follows. Connect the black wire from the fixture to the black house (hot) Wire. Connect the white wire from the fixture to the white (neutral) house wire. Make sure all wire nuts are secured. You may wrap the connections with electrical tape. If your outlet box has a ground wire (green or bare copper) connect fixture's ground wire to it. Otherwise attach the bare copper fixture wire to the green ground screw on the cross bar.
2. Tuck the wire connections neatly into the wall junction box.

Fig.1

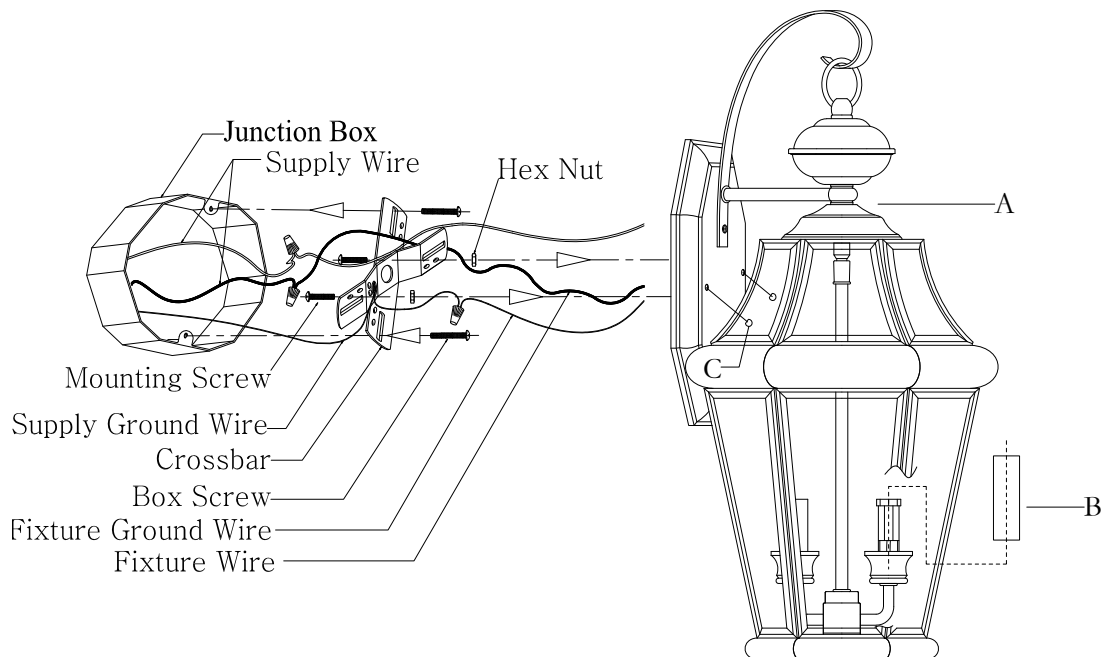





Fig.2

<p>FIXTURE WIRES Black or Smooth</p> 	<p>HOUSE WIRES Black (Hot)</p>	<p>FIXTURE WIRES White or Ribbed</p> 	<p>HOUSE WIRES White (Neutral)</p>	<p>FIXTURE WIRES Bare Copper (Ground)</p> 	<p>HOUSE WIRES Green or Bare Copper (Ground)</p>
--	------------------------------------	--	--	---	--

LIVEX[®]
LIGHTING